



Savita Oil Technologies Ltd.

Investor Presentation – May 2023



This presentation and the accompanying slides (the “Presentation”), which have been prepared by **Savita Oil Technologies Limited (the “Company”)**, have been prepared solely for information purposes and do not constitute any offer, recommendation or invitation to purchase or subscribe for any securities, and shall not form the basis or be relied on in connection with any contract or binding commitment whatsoever. No offering of securities of the Company will be made except by means of a statutory offering document containing detailed information about the Company.

This Presentation has been prepared by the Company based on information and data which the Company considers reliable, but the Company makes no representation or warranty, express or implied, whatsoever, and no reliance shall be placed on, the truth, accuracy, completeness, fairness and reasonableness of the contents of this Presentation. This Presentation may not be all inclusive and may not contain all of the information that you may consider material. Any liability in respect of the contents of, or any omission from, this Presentation is expressly excluded.

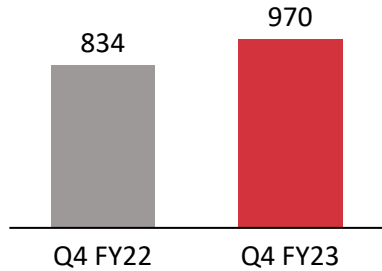
This presentation contains certain forward looking statements concerning the Company’s future business prospects and business profitability, which are subject to a number of risks and uncertainties and the actual results could materially differ from those in such forward looking statements. The risks and uncertainties relating to these statements include, but are not limited to, risks and uncertainties regarding fluctuations in earnings, our ability to manage growth, competition (both domestic and international), economic growth in India and abroad, ability to attract and retain highly skilled professionals, time and cost over runs on contracts, our ability to manage our international operations, government policies and actions regulations, interest and other fiscal costs generally prevailing in the economy. The Company does not undertake to make any announcement in case any of these forward looking statements become materially incorrect in future or update any forward looking statements made from time to time by or on behalf of the Company.

Q4 & FY23 Financial Highlights

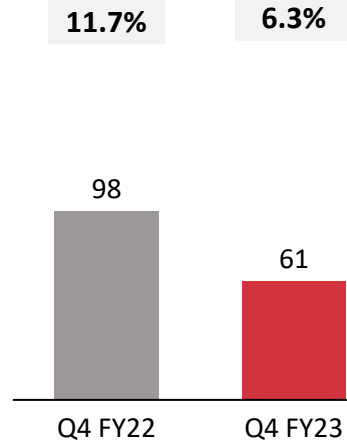


Q4 & FY23 Performance Highlights

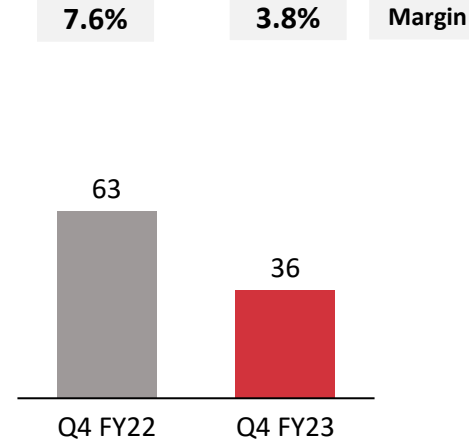
Revenue* (Rs. Cr)



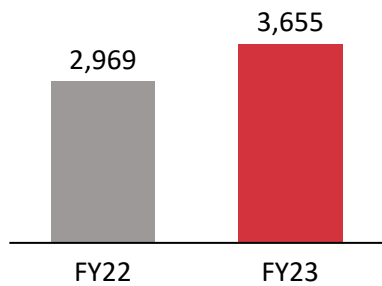
EBITDA (Rs. Cr)



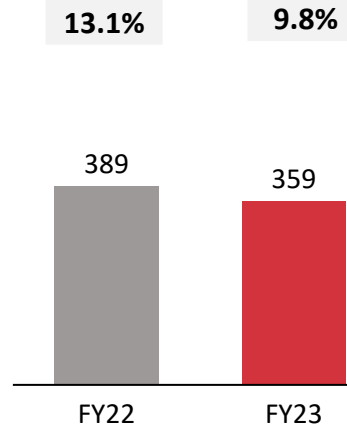
PAT (Rs. Cr)



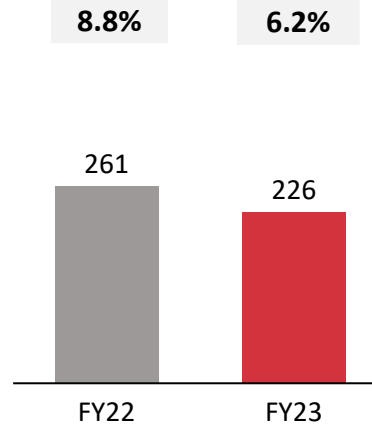
Revenue* (Rs. Cr)



EBITDA (Rs. Cr)



PAT (Rs. Cr)



"We have closed the financial year with a total income of Rs 3,655 crores, a growth of 23% on YoY basis. Instability in the base oil prices and rupee depreciation has compressed profitability to a certain extent. We witnessed good volume growth in our Transformer Oil and Lubricating Oil verticals in FY23 and continue to see that traction going forward.

Q2 of FY24 will see the commissioning of our new Synthetic Ester Fluid plant which will manufacture high performance fluids across our product verticals. Many of these fluids will be manufactured for the first time in India. We also continue to remain focused on building an extensive distribution network for our industrial lubricants."

Mr. Gautam N. Mehra
Chairman and MD

Key Highlights

- › EBITDA per KL/MT at Rs. 5,144 for Q4 FY23 and at Rs. 8,380 for FY23
- › The Board has recommended a final dividend @ 200% i.e Rs. 4/- per equity share of Rs. 2/- each

Consolidated Profit & Loss Statement

Profit and Loss (in Rs. Crs)	Q4 FY23	Q4 FY22	YoY	FY23	FY22	YoY
Revenue from Operations	955.6	828.1		3,630.4	2,938.2	
Other Income	14.3	6.3		24.2	31.0	
Total Income	969.9	834.4	16.2%	3,654.6	2,969.2	23.1%
Cost of Goods Sold	819.3	641.8		2,924.4	2,271.8	
Employee Cost	18.5	23.1		78.4	78.7	
Other Expenses	70.7	71.9		293.0	229.7	
EBITDA	61.4	97.6	-37.1%	358.8	389.0	-7.8%
EBITDA Margin (%)	6.3%	11.7%		9.8%	13.1%	
Depreciation	5.8	5.6		20.6	21.3	
EBIT	55.7	92.0		338.2	367.7	
Finance Cost	6.5	6.0		35.4	19.3	
Exceptional Item Gain / (Loss)	0.0	0.0		0.0	0.0	
Profit before Tax	49.1	86.0		302.8	348.4	
Tax	12.7	22.9		77.1	87.9	
Profit After Tax	36.4	63.1	-42.3%	225.7	260.5	-13.4%
Profit After Tax Margin (%)	3.8%	7.6%		6.2%	8.8%	
EPS (in Rs)	5.27	9.11		32.66	37.62	

Consolidated Balance Sheet

Assets (in Rs. Crs)	Mar-23	Mar-22
1. Non - Current Assets	309.0	278.1
a. Property Plant & Equipments	170.5	174.6
b. CWIP	20.1	4.8
c. Investment Property	8.0	8.4
d. Intangible assets	1.1	1.3
e. Financial Assets		
(i) Investments	103.7	83.7
(ii) Loans	0.3	0.2
(iii) Other Financial Assets	1.1	0.8
f. Other Non - Current Assets	4.2	4.3
Current Assets	1,954.7	1,711.1
a. Inventories	828.6	590.7
b. Financial Assets		
(i) Investments	221.9	384.6
(ii) Trade receivables	749.9	590.2
(iii) Cash and cash equivalents	51.0	60.1
(iv) Bank balances other than cash and cash equivalents	8.1	7.8
(v) Loans	0.6	0.4
(vi) Others	5.7	4.0
c. Current Tax Assets (Net)	18.6	15.0
d. Other Current Assets	70.3	58.3
e. Assets classified as held for sale	0.0	0.0
Total Assets	2,263.7	1,989.2

Equity & Liabilities (in Rs. Crs)	Mar-23	Mar-22
Total Equity	1,449.0	1,257.9
Share Capital	13.8	13.8
Other Equity	1,435.2	1,244.1
Non Controlling Interest	0.0	0.0
Non-Current Liabilities	9.7	11.1
a. Financial Liabilities		
(i) Borrowings	0.0	0.0
(ii) Lease Liabilities	0.1	0.1
(iii) Other Financial Liabilities	0.0	0.0
b. Provisions	7.4	7.2
c. Deferred Tax Liabilities	2.2	3.8
d. Other Non Current Liabilities	0.0	0.0
Current Liabilities	805.0	720.2
Financial Liabilities		
(i) Borrowings	0.0	0.0
(ii) Trade Payables	733.3	633.1
(iii) Lease	0.1	0.1
(iv) Other Financial Liabilities	17.5	17.9
b. Other Current Liabilities	43.2	59.6
c. Current tax liabilities (net)	9.7	8.3
d. Provisions	1.2	1.2
Total Equity & Liabilities	2,263.7	1,989.2

NIL borrowings
Cash, Cash Equivalents & Investments stood near ~Rs. 385 Crs as on 31st March 2023

Consolidated Cash Flow Statement

Particulars (Rs. Crs)	FY23	FY22
Net Profit Before Tax	302.8	348.4
Adjustments for: Non -Cash Items / Other Investment or Financial Items	40.3	25.2
Operating profit before working capital changes	343.1	373.6
Changes in working capital	-330.3	80.6
Cash generated from Operations	12.8	454.2
Direct taxes paid (net of refund)	-77.5	-85.5
Net Cash from Operating Activities	-64.7	368.7
Net Cash from Investing Activities	123.8	-299.4
Net Cash from Financing Activities	-68.2	-75.0
Net Decrease in Cash and Cash equivalents	-9.1	-5.7
Net Foreign exchange difference on translation of foreign operations	0.0	1.3
Add: Cash & Cash equivalents at the beginning of the period	60.1	64.5
Cash & Cash equivalents at the end of the period	51.0	60.1

Company Overview



SAVITA: A Leading Manufacturer of Petroleum Specialty Products...

Leading Manufacturer

in India across the product portfolio

Legacy of 60+ years

4

State of the Art, ISO Certified Manufacturing Plants

NABL Certified R&D Laboratory

Product Portfolio

Petroleum Specialty Oils

76% of Sales

Transformer Oils

White & Mineral Oils

Formulated Specialty Products

Lubricating Oils

23% of sales

Automotive Oils

Industrial Oils

Rest 1% of Sales are contributed by others

Wide Reach

75+ countries

41 Stock points

400 Distributors

1,500 Franchisee Dealers

Robust Financials

FY23 (Rs. Cr, unless mentioned otherwise)

3,655 Revenues

359 (9.8%) EBITDA

226 (6.2%) PAT

Rs. 8,380 EBITDA per KL/MT

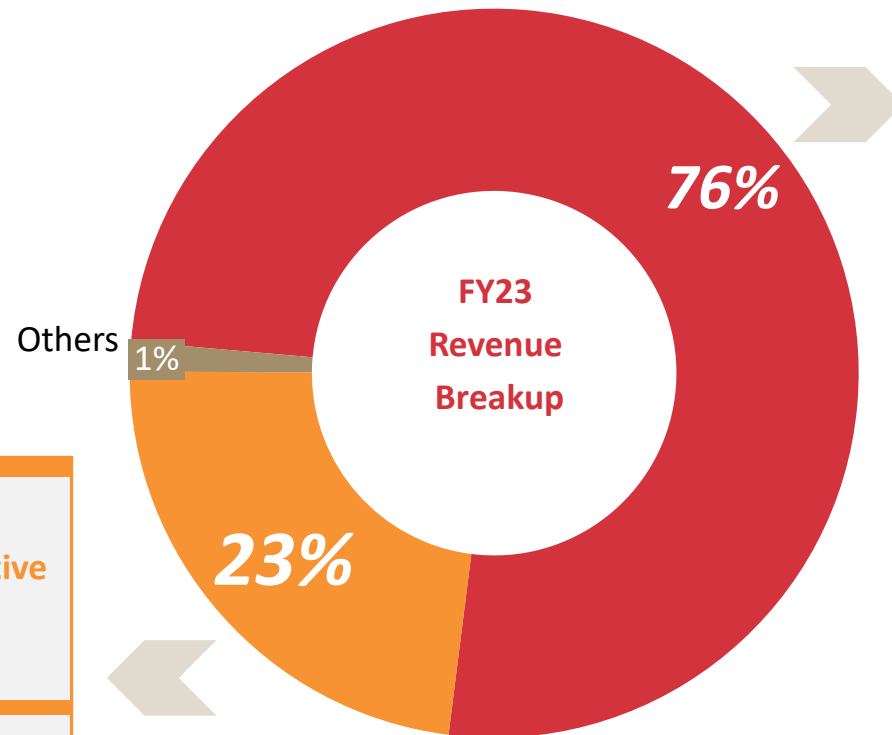
Rs. 4 Dividend per share

Uninterrupted record of dividend distribution since listing in 1994

Focus on Sustainability

53 MW Installed renewable capacity

... with well insulated product portfolio catering to multiple industries



<ul style="list-style-type: none"> › Passenger Car Motor Oils › Heavy Duty Diesel Engine Oils › Motorcycle Engine Oils › Other Specialty Products 	Automotive Oils
<ul style="list-style-type: none"> › Hydraulic Oils › Quenching Oils › Metal Working Fluids › Thermic & Heat Exchange Oils › Refrigeration Compressor Oils 	Industrial Oils

Lubricating Oils

Petroleum Specialty Oils

Transformer Oils	<ul style="list-style-type: none"> › Power & Distribution Transformers › Switch Gears & Circuit Brakers
White & Mineral Oils	<ul style="list-style-type: none"> › Cosmetics › Personal Care › Plastics › Pharmaceutical › Agriculture › Food Lubricants › Packaging › Paper
Formulated Specialty Products	<ul style="list-style-type: none"> › Optic Fibre Cables › Textile & Leather › Auto Components › Polymers › Refrigeration Compressors › Construction Compounds

On Consolidated Basis

Legacy of 60+ years

1961

Incorporation by Late Mr. Nandkishore Mehra. Set up 1st manufacturing unit at Sakinaka, Mumbai to manufacture liquid paraffin as an import substitute

1976

Set up first-of-its-kind R&D Centre in the private sector oil industry.

1994

Public issue and listing of SAVITA on the BSE and NSE

Associated with Idemitsu Kosan for Branded Lubricants

2007

Launched SAVSOL, SAVITA'S own brand of lubricating oils



2015

Launched *bioTransol*



2020

Launched SAVSOL Bio Boost, one of India's most biodegradable engine oils

Established manufacturing unit at Turbhe on the outskirts of Mumbai for the manufacture of petroleum specialties

1969

Set up another manufacturing plant at Mahad in Maharashtra

1989

Expanded manufacturing of petroleum specialties by setting up 4th manufacturing unit at Kharadpada, Silvassa

1998

Set-up a fully automated, state-of-the-art manufacturing unit at Silli, Silvassa for the manufacture of entire range of petroleum specialty oils

2013



Re-launched SAVSOL in a new green avtaar

2018



2021

Product Portfolio



1. Transformer Oils

Only global manufacturer of mineral, natural and synthetic ester-based transformer oils



- › These oils are used as an insulating and cooling medium in distribution transformers, power transformers and instrumentation transformers
- › Offer a full range of Transformer Oils under “TRANSOL” brand
- › Products delivered and tailor made to meet specifications for domestic and global customers

End User Industries

- › Transformer Manufacturers
- › Electricity Boards
- › Power Plant Operators

Key Customers



Crompton



TATA POWER

TOSHIBA

Key Growth Drivers

- › Rising Investments over the next decade in transmission segment to support higher generation capacity and rural electrification
- › Rising demand for modernization of aging grid infrastructure coupled with large scale capacity addition will boost the market

2. White & Mineral Oils

Amongst Top 2 Suppliers of White & Minerals Oils in India

- › Offer wide range of highly refined specialty mineral oil based products under the “TECHNOL” and “SAVONOL” brand
- › Also manufacture petroleum jellies like Ultima White, Snow White, Yellow Petroleum Jelly and other specific industrial grade petrolatum's under the brand “Savogel”
- › Key properties of this fluids are good lubricity, smoothness, softness and resistance to moisture in the formulations

End User Industries

- › Personal Care
- › Pharmaceutical
- › Plastics
- › Elastomers
- › Rubber Compound

Key Customers



Johnson & Johnson



Key Growth Drivers

- › The Indian personal care industry is witnessing a boom due to changing perceptions, growing awareness, and the rise of direct-to-consumer (D2C) companies making waves in the online retail space
- › Growing demand of cosmetic and pharma products from urban & rural India

3. Formulated & Specialty Products



Leading supplier of Formulated & Specialty Products in India

- › Specialized waxes and emulsions including paraffin wax emulsions, microcrystalline wax, Polyethylene wax, oxidized PE wax and a range of wax emulsions. Wax Emulsion protect coating and ink surfaces for diverse applications
- › Cable filling and flooding compounds for copper cables as well as Optic Fiber Cables under “Savofil”, “Savoflod” and “Vitagel” brand names. This compound helps moisture tolerance, softness and stability at an extreme temperature



End User Industries

- › Optic Fibre Cables
- › Textile & Leather
- › Auto components
- › Polymers
- › Refrigeration Compressors
- › Construction Compounds

Key Customers



Key Growth Drivers

- › The 5G Telecom spectrum auction held in 2022 and subsequent rollout of the network is expected to generate healthy demand for this product
- › Growing demand from end user market
- › Government Linked PLI Scheme

4. Automotive Oils – B2C Segment (1/2)

Apart from a sizable B2B business, we market our popular SAVSOL range of lubricants, greases and coolants to retail customers



- › The lubricant brand SAVSOL manufactures and markets high performance lubricants, fluids, coolants & greases and is amongst the fastest growing lubricant brand of India
- › It has a comprehensive range of automotive lubricants meeting the growing demand for sustainable products in various categories, i.e., Passenger Car Oils, Motorcycle Oils, Commercial Vehicle Oils, and Other Specialty Products
- › SAVSOL portfolio has products which successfully meets the latest & stringent BS VI emission norms for automobiles



Presenting a wide range of diesel engine oils to bring out the best from your trucks.

Savita Oil Technologies Ltd. 1007, Sector 8, Gurgaon, Haryana, India. Contact: 0124-2331111



Presenting a wide range of diesel engine oils to bring out the best from your tractors.

Savita Oil Technologies Ltd. 1007, Sector 8, Gurgaon, Haryana, India. Contact: 0124-2331111



4. Automotive Oils – B2B Segment (2/2)



Leading supplier of Automotive Oils in India

- › Savita Oil Technologies known for its high quality lubricant manufacturing with state-of-the-art plants and technology centre has been amongst preferred supplier to automotive OEMs for a wide range of lubricant applications
- › Trusted partner for leading automotive OEMs. Some of our OEM associations are existing for over two decades
- › A fully equipped technical and quality control lab ensures high quality standards



End User Industries

- › Two Wheelers
- › Four Wheelers
- › Commercial Vehicles
- › Farm Equipment

Key Customers

	<i>Partnership for last</i>
	<i>25+ Years</i>
	<i>22+ Years</i>
	<i>11+ Years</i>
	<i>3+ Years</i>

Key Growth Drivers

- › Low vehicle density - all global players focused on India story
- › Increase in per capita income and improved infrastructure leading to rise in vehicle ownership
- › Expansion of OEM franchise workshop network

5. Industrials Oils



Leading supplier of Industrial Oils in India

- › Savita Oil Technologies has been a trusted partner to Industrial OEMs for a wide range of lubricant application needs.
- › It has an elaborate product portfolio under Brand “SAVSOL” catering to various Industrial applications and provides excellent lubrication, performance and protection to different types of Machines and Industrial Equipment
- › The exhaustive portfolio includes wide range of Hydraulic Oils, Turbine Oils, Thermic Fluids, Heavy Duty Industrial Gear Oils, Transmission Oils, Greases, Heat Treatment (Quenching Oils), Metal Working Oils and other Specialty Oils



End User Industries

- › Industrial Machines & Equipment

Key Customers



Partnership for last

TATA HITACHI

25+ Years



7+ Years



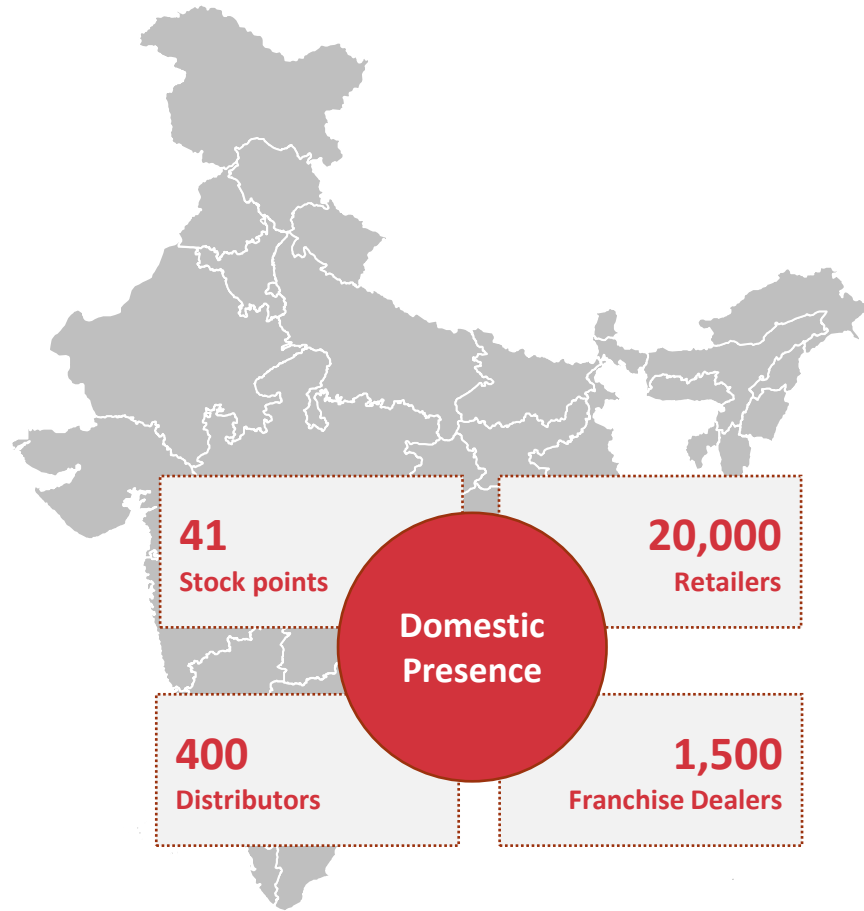
1+ Years

Key Growth Drivers

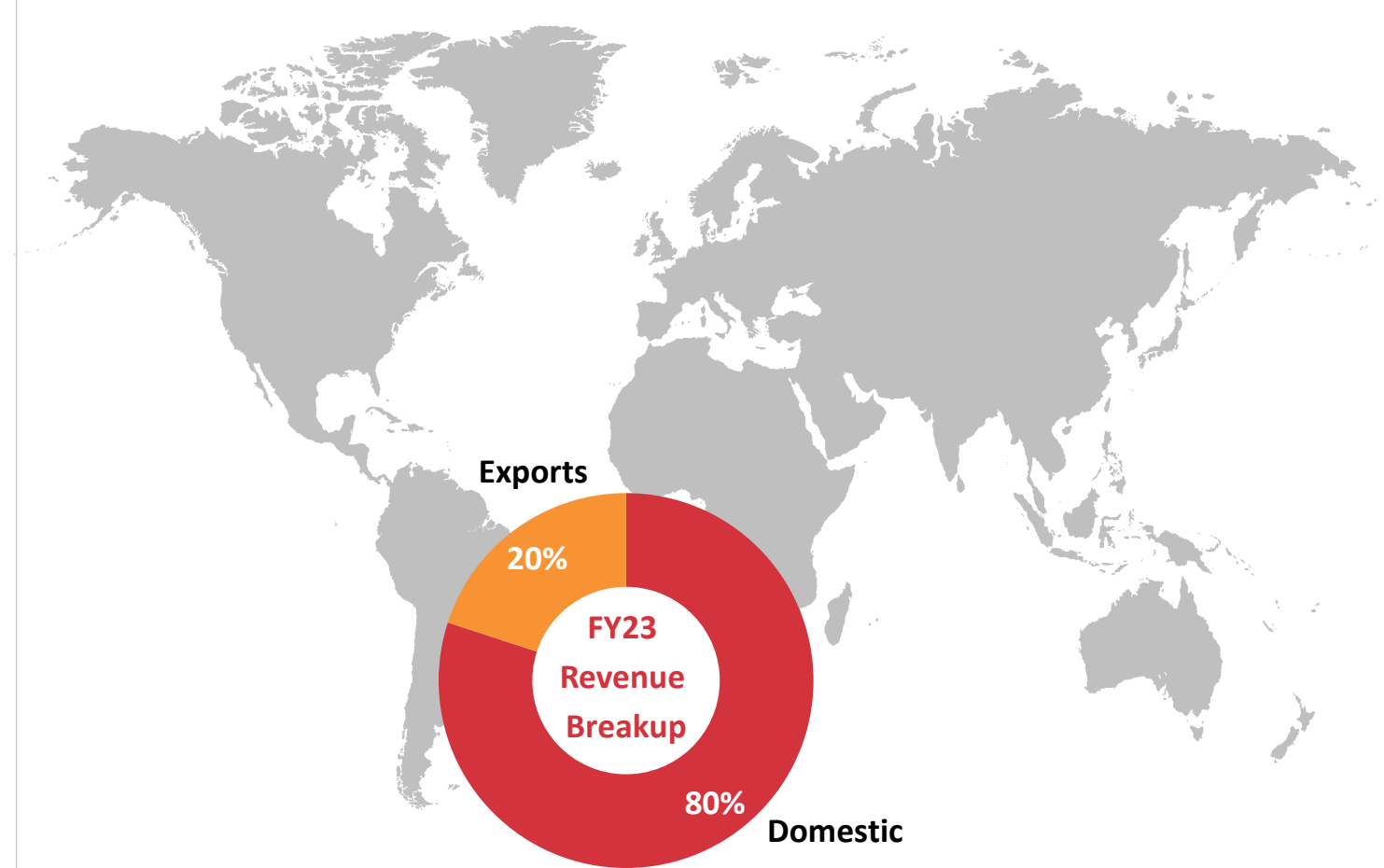
- › Maintenance of existing and new industrial machines & equipment
- › Make in India – Increased manufacturing activity
- › Enhanced infrastructure development

Wide Distribution Reach

Extensive network of distributors & dealers PAN India



Global clientele across 75+ Countries



State of the Art, ISO Certified Plants

Our facilities meet the growing demand for sustainable products and services.

The multipurpose facilities help in delivering **Competitively Priced Products** with **Highest Quality Standards**



	Unit I –Navi Mumbai	Unit II –Mahad, Savita Polymers	Unit III –Kharadpada, Silvassa	Unit IV –Silli, Silvassa
Setup	› 1969	› 1989	› 1998	› 2013
Major Products	› Transformer Oils › White Oils	› Formulated & Specialty Products › Optic Fibre Compounds › Compressor Oils and Chain Lubricants	› Lubricating Oils › Specialty Oil Products	› Transformer Oils › White Oils
Zero Liquid Discharge	✓	Discharge treated through common ETP	✓	✓

Focused on Product Innovation - Geared for Tomorrow

Future Ready Products

bioTransol

Launched in 2015, making SAVITA, first company offering both Mineral and Ester based insulation solutions.

Synthetic Ester

Type tested in international and domestic laboratories, to be commercialised in 2023

Natural Petrolatums

Customized range Petrolatum products crafted from plant based and natural ingredients

Heavy Duty Diesel Engine Oil meeting API CK-4 & Cummins 20086 spec for the new generation BS VI vehicles

Engine oil meeting TREM Stage-IV Emission norms for Tractors which have come in force from October 2021

Engine Oil meeting CEV-IV Emission norms for Construction Equipment Vehicles effective from April 2021

Developed Jellies based on Natural Ingredients

Launched DEF, which is mandated for all new diesel based BS VI vehicles, allowing them to reduce air pollution

Bio-degradable and Oleochemical solutions



Widen Distribution Network

- › Accelerate expansion of Industrial distribution network in identified segments is a key pillar for Savsol Growth Strategy



Innovation for Sustainable Products

- › Launched Synthetic Ester in FY22
- › Commissioning of new Synthetic Ester Fluid plant in Q2FY24 which will manufacture high-performance fluids
- › This fluid is amongst the most robust fluids for Transformers and will allow SAVITA to offer the entire range of Transformer Fluid Solutions unlike any other company
- › Expand Product Portfolio with environment friendly products



Augment Value Added Product Portfolio

- › Initiatives to support governments vision of circular economy
- › Adding higher value products in chemical sphere through organic or inorganic ventures

Well Positioned to Capture Growth

Optimum Business Mix

Well positioned across product portfolio - Transformer, Industrial, Auto and Non Auto Segments

Innovative Products

Launching new product innovations across different categories e.g. Synthetic Esters

Distribution

Accelerate expansion of Industrial distribution network is a key pillar for Savsol Growth Strategy

Capacity Expansion

Continued investments in increasing capacity to compete effectively with a comprehensive, balanced product portfolio

Premium & Mid-Premium Offerings

Continued focus to increase share in Mid-Tier and Top-Tier product categories

Branding

Striving to become a sustainable, trustworthy brand. Poised to grow faster than category growth

Board of Directors




Gautam Mehra, Chairman & Managing Director

- › Three decades of Experience
- › B.E. (Chem), M.B.A. from University of California (Berkeley)
- › Under his leadership and guidance, the Company has successfully led the core business of Petroleum Specialties to new heights year after year



Suhas Dixit, CFO & Whole time-Director

- › 40 years of experience in the fields of Accounting, Finance and Taxation
- › Chartered Accountant & Cost Accountant



Siddharth Mehra, Whole Time Director

- › More than 7 years of experience
- › Holds a B. Sc in Technical Systems Management from University of Illinois (USA) & Master's degree of Science in Management from London School of Economics and Political Science
- › Actively involved in the field of Business Development & Marketing



Meghana Dalal, Independent Director

- › Three decades of experience and has specialized in Management of Corporate Emoluments across various Industries
- › Commerce graduate and fellow member of Institute of Chartered Accountants of India
- › Director of Chetan Dalal Investigation and Management Services Private Limited



Ravindra Pisharody, Independent Director

- › 35 year of executive experience
- › B. Tech from IIT, Kharagpur and PGDM from IIM, Calcutta
- › National, Regional and Global leadership roles in Sales & Marketing, Strategy Development



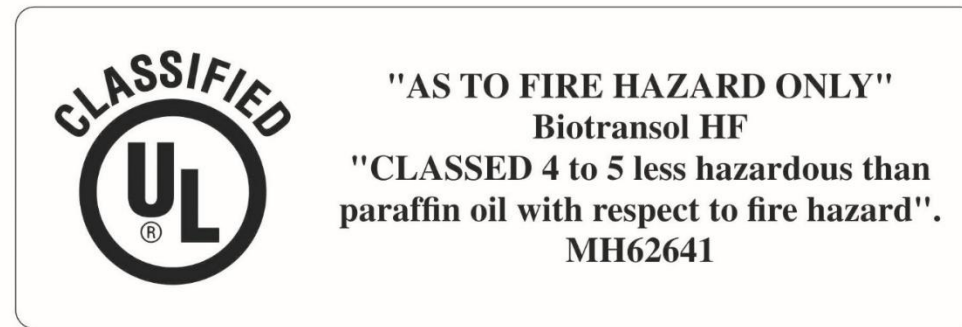
Hariharan Sunder, Independent Director

- › 35 years of experience in finance, taxation, accounts, legal, secretarial, international business
- › B.COM & Chartered Accountant
- › General corporate management including stints with Raymond Limited and Jost's Engineering Company Limited among others

Key Certificates



Government Recognized
Star Export House



Responsible Corporate

- › High Focus on Energy Saving
- › Installed and commissioned Roof Top Solar Units at the 4 plants with combined capacity in excess of 650 KWp
- › Investing in renewable energy installations since 1999 with over 53 MW of installed capacity



Partnered with Bhaktivedanta Hospital & Research Institute for the construction of General Operation Theatres and purchase of X-Ray and Diagnostic Machines & Equipments in the New Hospital Building at Mira Road, Thane, Maharashtra



Sponsored Akshaya Patra Foundation's activities, which provided mid-day meals to 10,000+ children in Silvassa



Supported Akshaya Patra Foundation with five food delivery vehicles to reach out to more malnourished and food-deprived children

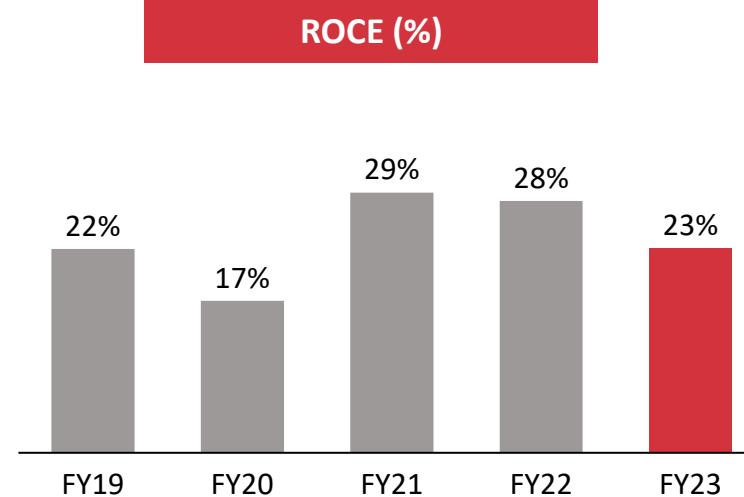
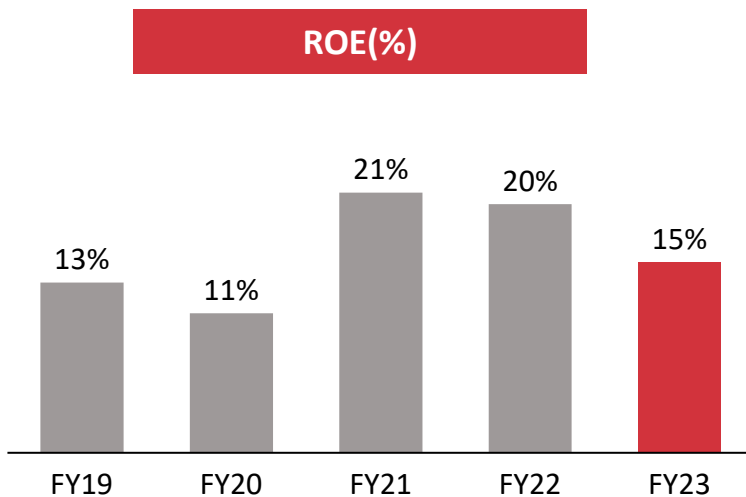
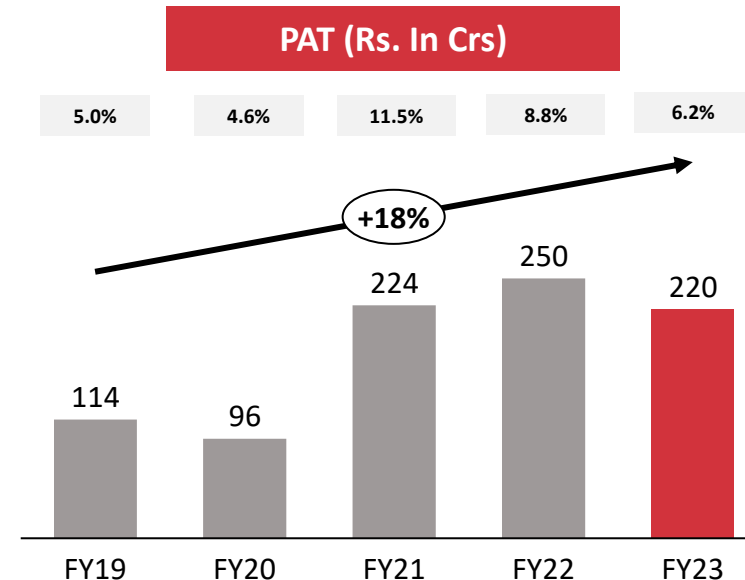
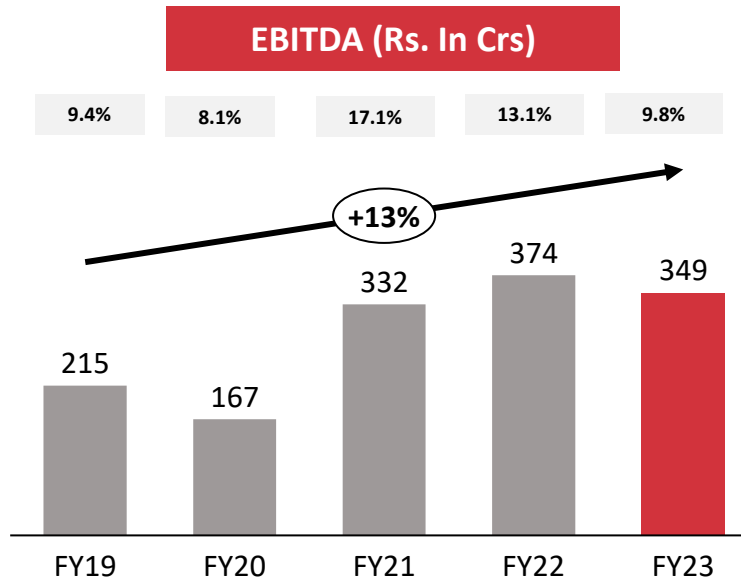
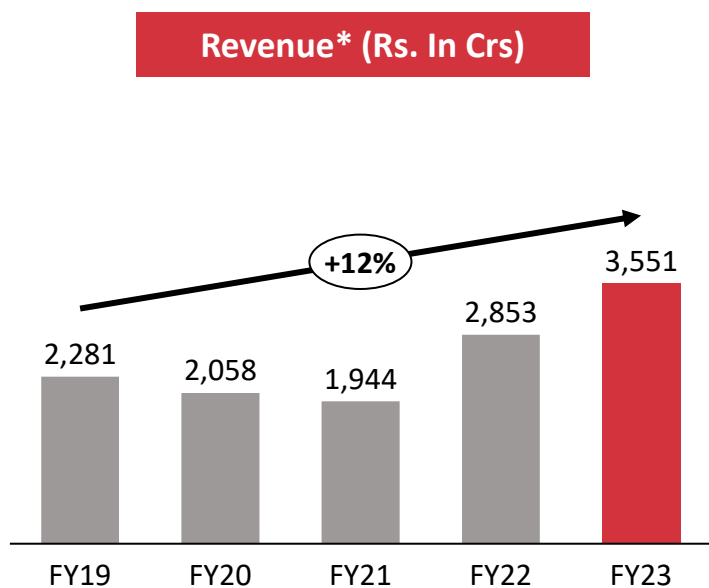
- › The company's internal control systems are in line with size, scale and complexity of its operations
- › Have suitable Risk Management Framework
- › Promotes ethical behaviour in all its business activities and has Whistle Blower Policy
- › The Company is a member of:
 - Confederation of Indian Industry (CII)
 - Bombay Chamber of Commerce and Industry (BCCI)
 - Indian Merchant Chamber (IMC)
 - Indian Electrical & Electronics Manufacturers' Association (IEEMA)
 - Indian Transformer Manufacturers Association (ITMA)
 - Electrical Research and Development Association (ERDA)
 - CHEMEXCIL
 - Manufacturers of Petroleum Specialties Association (MOPSA)



Historical Highlights

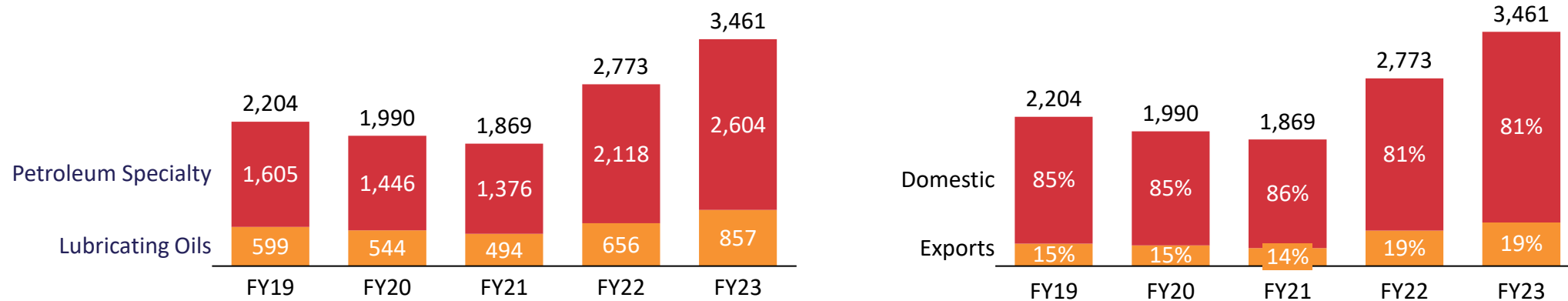


Standalone Historical Financial Highlights

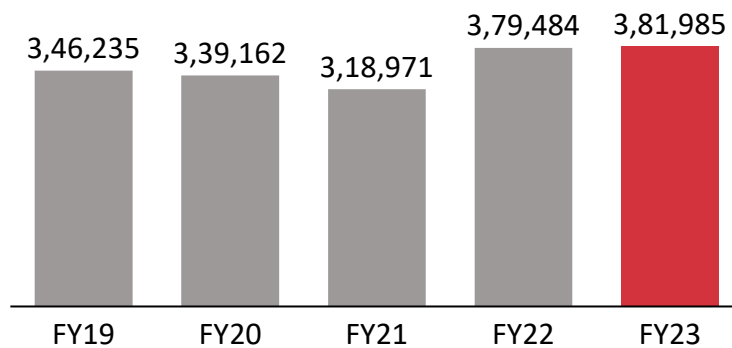


Standalone Historical Financial Highlights (Petroleum Products)

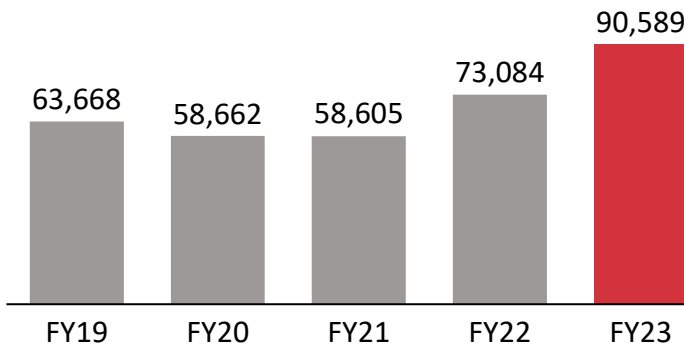
Petroleum Products Revenue (Rs. In Crs)



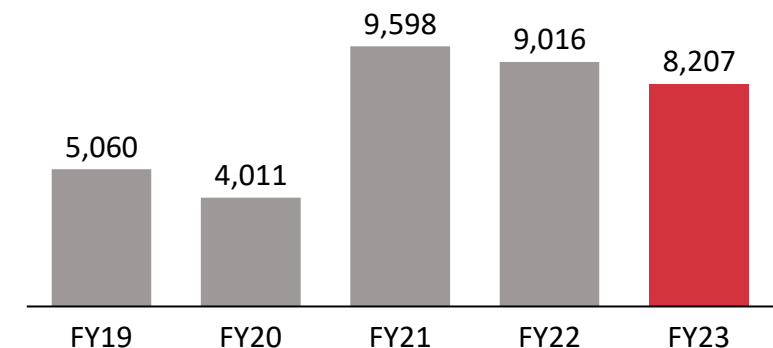
Petroleum Products Volumes (KL/MT)



Realization (Rs. Per KL/MT)

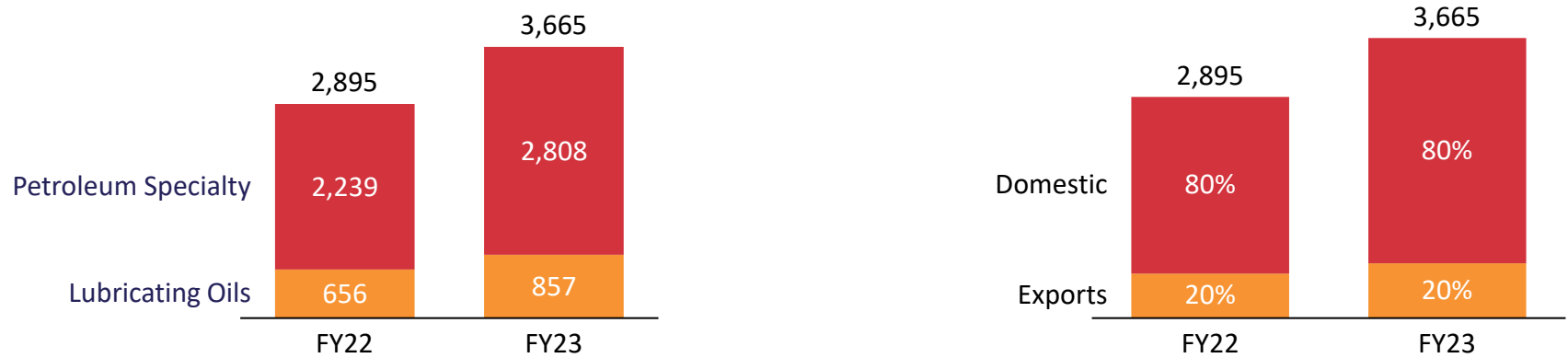


EBITDA (Rs. Per KL/MT)

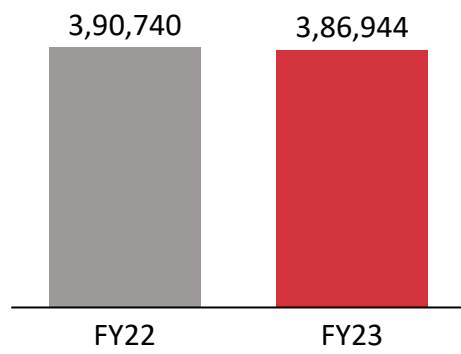


Consolidated Historical Financial Highlights (Petroleum Products)

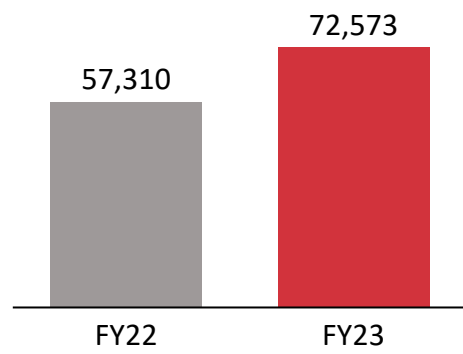
Petroleum Products Revenue (Rs. In Crs)



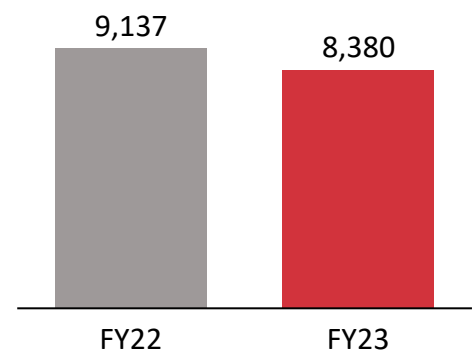
Petroleum Products Volumes (KL/MT)



Realization (Rs. Per KL/MT)

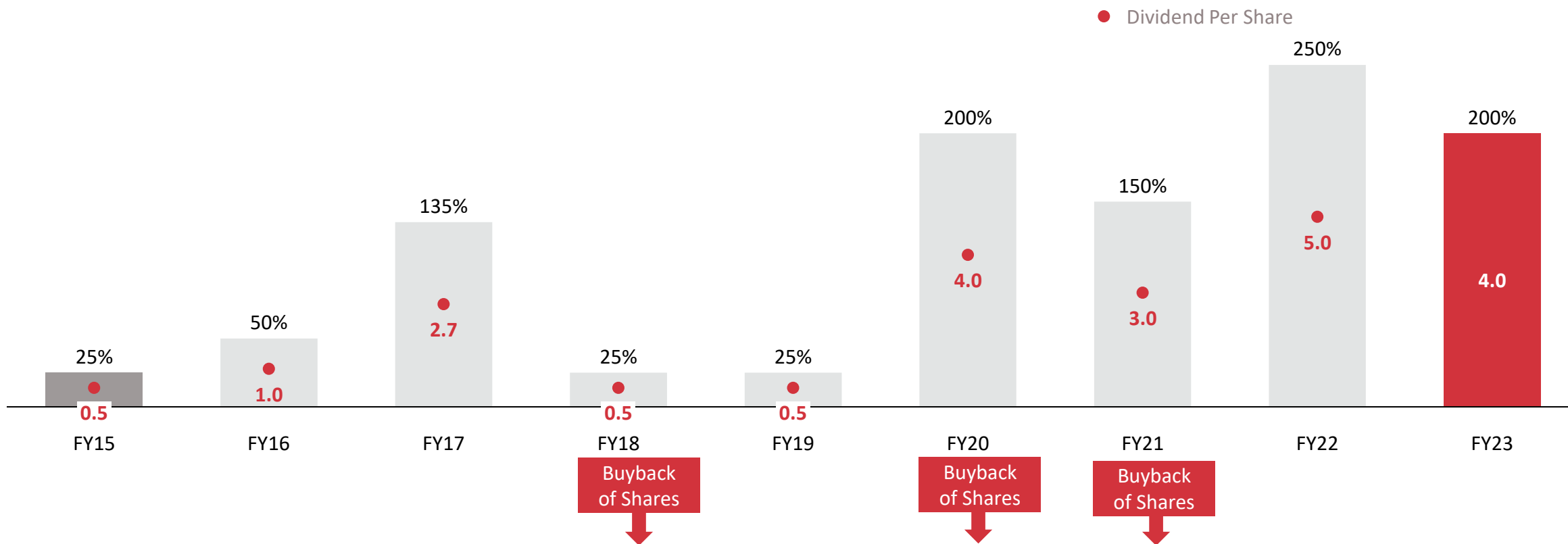


EBITDA (Rs. Per KL/MT)



Consistent Record of Dividends Since Listing in 1994

Dividend Per Share (Rs.)



No. of shares	Value (Rs. Cr)
14,00,000	Rs 44.94
12,55,000	Rs 40.28
12,55,000	Rs 35.10

Track record of consistent performance



- Consistent record of **Dividends** since listing in 1994
- Healthy **cash generation** over the years
- **Debt free** balance sheet
- Consistent **track of profitability** despite market volatility
- Longstanding relationships with customers and vendors
- Robust manufacturing capabilities

Thank You

Company:



Savita Oil Technologies Ltd.

CIN- L24100MH1961PLC012066

Mr. Uday Rege - Company Secretary & Executive VP - Legal

Email - legal@savita.com

www.savita.com

Investor relations advisor:

SGA Strategic Growth Advisors

Strategic Growth Advisors Pvt. Ltd.

CIN - U74140MH2010PTC204285

Ms. Shikha Puri / Mr. Shrikant Sangani

Email - shikha.puri@sgapl.net / shrikant.sangani@sgapl.net

+91 9819282743 / +91 9619595686

www.sgapl.net

