

SAVITA OIL TECHNOLOGIES LIMITED

CIN - L24100MH1961PLC012066

66/67, Nariman Bhavan, Nariman Point, Mumbai - 400 021

Statement of Audited Standalone Financial Results for the Quarter and Year ended 31st March, 2025

₹ in lakhs

Particulars	Quarter ended 31.3.2025 (Audited)*	Quarter ended 31.12.2024 (Unaudited)	Quarter ended 31.3.2024 (Audited)*	Year ended 31.3.2025 (Audited)	Year ended 31.3.2024 (Audited)
1 Revenue from operations					
a) Gross Sales / Income from Operations	99,928.71	93,911.43	96,095.04	3,78,675.47	3,70,814.05
b) Other Operating Income	630.67	632.40	1,236.08	2,697.17	3,270.75
Total revenue from operations	1,00,559.38	94,543.83	97,331.12	3,81,372.64	3,74,084.80
2 Other Income	899.02	971.24	2,549.82	5,513.67	7,431.32
3 Total Income	1,01,458.40	95,515.07	99,880.94	3,86,886.31	3,81,516.12
4 Expenses					
a) Cost of materials consumed	79,980.78	78,134.39	81,680.96	3,15,991.36	3,09,623.67
b) Purchases of stock-in- trade	264.86	103.17	68.55	525.12	1,097.39
c) Changes in inventories of finished goods, work-in-progress and stock-in-trade	2,273.40	1,957.71	2,266.54	1,362.39	(1,434.44)
d) Employee benefits expense	2,350.11	2,245.36	2,032.76	9,500.18	8,491.45
e) Finance cost	566.02	705.17	1,008.95	2,788.19	3,778.47
f) Depreciation and amortisation expense	616.22	597.13	645.52	2,358.15	2,275.36
g) Other Expenses	10,861.48	9,914.02	8,080.00	37,798.12	30,949.66
Total Expenses	96,912.87	93,656.95	95,783.28	3,70,323.51	3,54,781.56
5 Profit from operations before exceptional items and tax (3-4)	4,545.53	1,858.12	4,097.66	16,562.80	26,734.56
6 Exceptional Items	-	-	-	-	-
7 Profit from ordinary activities before tax (5+6)	4,545.53	1,858.12	4,097.66	16,562.80	26,734.56
8 Tax expense					
a) Current tax	1,070.73	480.83	566.29	3,738.21	5,815.34
b) Deferred tax	21.90	(8.42)	257.69	574.83	490.63
c) Provision for taxation no longer required	-	(127.38)	-	(127.38)	-
9 Net profit for the period after tax (7-8)	3,452.90	1,513.09	3,273.68	12,377.14	20,428.59
10 Other comprehensive income					
a) Items that will not be reclassified to profit / (loss)	(82.38)	(23.14)	(64.75)	(151.81)	(60.97)
b) Income tax on items that will not be reclassified to profit / (loss)	20.73	5.83	16.29	38.21	15.34
11 Total Comprehensive income (9+10)	3,391.25	1,495.78	3,225.22	12,263.54	20,382.96
12 Paid-up equity share capital (Face value of ₹ 2 each)	1,371.21	1,371.21	1,382.01	1,371.21	1,382.01
13 Reserves excluding Revaluation Reserves as per balance sheet of previous accounting year				1,66,179.67	1,61,141.88
14 Earning per share ₹ (Basic and Diluted)	5.02	2.20	4.74	17.99	29.56



my A



SAVITA OIL TECHNOLOGIES LIMITED

CIN - L24100MH1961PLC012066

66/67, Nariman Bhavan, Nariman Point, Mumbai - 400 021

Audited Standalone Segmentwise Revenue, Results, Segment Assets and Segment Liabilities For the Quarter and Year ended 31st March, 2025

	₹ in lakhs				
	Quarter ended 31.3.2025 (Audited)*	Quarter ended 31.12.2024 (Unaudited)	Quarter ended 31.3.2024 (Audited)*	Year ended 31.3.2025 (Audited)	Year ended 31.3.2024 (Audited)
1 Segment Revenues					
Petroleum Products	1,00,581.60	94,494.57	98,126.54	3,79,355.68	3,72,942.85
Wind Power	371.70	285.18	335.22	2,861.62	3,299.84
Other Unallocated	505.10	735.32	1,419.18	4,669.01	5,273.43
Revenue / Income from Operations	1,01,458.40	95,515.07	99,880.94	3,86,886.31	3,81,516.12
2 Segment Results					
Profit before taxation and Finance Costs for each segment					
Petroleum Products	5,930.17	3,598.57	4,280.95	17,180.44	26,571.00
Wind Power	(0.25)	(127.36)	(40.75)	1,208.67	1,621.96
Total	5,929.92	3,471.21	4,240.20	18,389.11	28,192.96
Less: i) Finance Costs	566.02	705.17	1,008.95	2,788.19	3,778.47
ii) Un-allocable expenditure net off un-allocable income	818.37	907.92	(866.41)	(961.88)	(2,320.07)
	1,384.39	1,613.09	142.54	1,826.31	1,458.40
Total Profit before tax	4,545.53	1,858.12	4,097.66	16,562.80	26,734.56
3 Segment Assets					
Petroleum Products	1,86,900.45	1,83,989.33	1,96,317.69	1,86,900.45	1,96,317.69
Wind Power	5,282.41	5,342.82	5,516.91	5,282.41	5,516.91
Unallocated	45,031.03	49,125.20	46,174.09	45,031.03	46,174.09
Total	2,37,213.89	2,38,457.35	2,48,008.69	2,37,213.89	2,48,008.69
4 Segment Liabilities					
Petroleum Products	67,567.29	71,951.02	83,770.34	67,567.29	83,770.34
Wind Power	405.04	457.95	551.41	405.04	551.41
Unallocated	1,690.68	1,888.75	1,163.05	1,690.68	1,163.05
Total	69,663.01	74,297.72	85,484.80	69,663.01	85,484.80

Notes :

- This statement has been prepared in accordance with the Companies (Indian Accounting Standards) Rules, 2015 (as amended) (Ind AS), prescribed under Section 133 of the Companies Act, 2013 and other recognized accounting practices and policies to the extent applicable.
- The format for the above audited standalone quarterly results is in accordance with SEBI circular CIR/CFD/CMD/15/2015 dated 30th November, 2015 read with circular CIR/CFD/FAC/62/2016 dated 5th July, 2016.
- The Statutory auditor of the company has carried out the audit of standalone financial results for the quarter and year ended 31st March 2025, pursuant to the requirement of regulation 33 of the SEBI (LODR) Regulation, 2015 (as amended from time to time) and express and unmodified opinion in their audit report.
- The above audited standalone financial results have been reviewed by the Audit Committee and approved by the Board of Directors at its meeting held on Monday, 19th May, 2025.
- The Board of Directors have recommended dividend @ 200 %, i.e., ₹ 4.00 per Equity Share (face value ₹ 2 each) aggregating to ₹ 2,742.42 lakhs for the year ended 31st March, 2025.
- Savita Greentec Limited (SGL), a wholly owned subsidiary of the Company is yet to commence its business operations.
- * Figures for the last quarters ended 31st March, 2025 and 31st March, 2024 represent the difference between the audited figures in respect of the full financial years and the reviewed published figures of nine months ended 31st December, 2024 and 31st December, 2023 respectively.
- Previous quarter's / year's figures have been regrouped / rearranged wherever necessary to conform to those of current quarter



Mumbai
19th May, 2025



For Savita Oil Technologies Limited

(Signature)

G. N. Mehra
Chairman and Managing Director
(DIN:00296615)

SAVITA OIL TECHNOLOGIES LIMITED

CIN - L24100MH1961PLC012066


66/67, Nariman Bhavan, Nariman Point, Mumbai - 400 021

Audited Standalone Statement of Assets and Liabilities as at 31st March, 2025

₹ in lakhs

	As at 31.3.2025 (Audited)	As at 31.3.2024 (Audited)
ASSETS		
1. Non-current Assets		
a. Property, Plant and Equipments	19,934.30	18,355.36
b. Capital work-in-progress	1,211.58	1,946.43
c. Investment Property	709.44	756.80
d. Other Intangible assets	79.76	97.84
e. Financial Assets		
(i) Investments	26,399.78	27,402.68
(ii) Loans	30.54	19.35
(iii) Others	77.24	111.24
f. Other non-current assets	348.63	277.86
2. Current Assets		
a. Inventories	79,678.63	84,988.72
b. Financial Assets		
(i) Investments	15,957.45	13,018.82
(ii) Trade receivables	77,779.15	78,479.90
(iii) Cash and cash equivalents	6,949.58	11,835.08
(iv) Bank balances other than (iii) above	410.73	379.54
(v) Loans	40.93	41.77
(vi) Others	442.80	550.52
c. Current Tax Assets (Net)	478.80	3,382.78
d. Other current assets	6,684.55	6,364.00
e. Assets classified as held for sale	-	-
Total Assets	2,37,213.89	2,48,008.69
EQUITY AND LIABILITIES		
Equity		
a. Equity Share Capital	1,371.21	1,382.01
b. Other Equity	1,66,179.67	1,61,141.88
Liabilities		
1. Non-current Liabilities		
a. Financial Liabilities		
(i) Borrowings	-	-
(ii) Lease liabilities	-	2.57
(iii) Other financial liabilities (other than those specified in (b) below, to be specified)	36.80	-
b. Provisions	755.30	802.07
c. Deferred tax liabilities (Net)	1,286.51	711.68
d. Other non-current liabilities	8.97	-
2. Current Liabilities		
a. Financial Liabilities		
(i) Borrowings	-	-
(ii) Lease liabilities	2.58	4.78
(iii) Trade payables		
Total outstanding dues of micro enterprises and small enterprises	2,849.53	2,192.59
Total outstanding dues of creditors other than micro enterprises and small enterprises	57,562.52	73,727.11
(vi) Other financial liabilities (other than those specified in (c) below)	1,515.91	1,448.83
b. Other current liabilities	4,762.98	5,887.55
c. Provisions	514.54	256.25
d. Current Tax Liabilities (Net)	367.37	451.37
Total Equity and Liabilities	2,37,213.89	2,48,008.69

For Savita Oil Technologies Limited



G. N. Mehra

Chairman and Managing Director
(DIN:00296615)

Mumbai

19th May, 2025



SAVITA OIL TECHNOLOGIES LIMITED

CIN - L24100MH1961PLC012066

66/67, Nariman Bhavan, Nariman Point, Mumbai - 400 021

Audited Standalone Cash Flow Statement for the Year ended 31st March, 2025

₹ in lakhs

	Year ended 31.3.2025 (Audited)	Year ended 31.3.2024 (Audited)
A. Cash Flow from Operating Activities :		
Profit before tax from continuing operations	16,562.80	26,734.56
Adjustments for -		
Depreciation on property, plant and equipment and investment property	2,328.62	2,244.97
Amortisation on intangible assets	29.54	30.36
Finance costs	2,788.19	3,778.47
(Profit) / loss on sale of property, plant and equipment (net)	(30.74)	(519.57)
(Profit) / loss on sale of non-current investments (net)	(2,214.67)	68.47
(Profit) / loss on sale of current investments (net)	(871.74)	(1,295.56)
(Gain) / Diminution in the value of non-current investments	827.93	(3,518.82)
(Gain) / Diminution in the value of current investments	(473.33)	(315.30)
Interest income from investing activities	(1,453.71)	(681.48)
Dividend income	(153.09)	(67.46)
Bad debts, provision for doubtful debts and advances	(73.52)	204.60
Unrealised exchange loss / (gain) (net)	(152.47)	154.60
Operating profit before working capital changes	17,113.81	26,817.84
Changes in working capital:		
Increase / (Decrease) in trade payables	(15,160.09)	2,389.03
Increase / (Decrease) in long-term provisions	(46.77)	59.01
Increase / (Decrease) in short-term provisions	148.12	76.11
Increase / (Decrease) in other long-term liabilities	45.77	-
Increase / (Decrease) in other current liabilities	(857.44)	1,217.57
(Increase) / Decrease in trade receivables	586.77	(3,511.18)
(Increase) / Decrease in inventories	5,310.09	(2,122.74)
(Increase) / Decrease in long-term loans and advances	104.92	41.62
(Increase) / Decrease in short-term loans and advances	(301.00)	629.82
(Increase) / Decrease in other current assets	39.58	(39.04)
Cash generated from operations	6,983.76	25,558.05
Income tax paid (Net of refund)	(752.70)	(7,842.08)
Net cash from Operating Activities	6,231.06	17,715.97



Handwritten signature


Audited Standalone Cash Flow Statement for the Year ended 31st March, 2025 (contd.)
₹ in lakhs

	Year ended 31.3.2025 (Audited)	Year ended 31.3.2024 (Audited)
B. Cash Flow from Investing Activities:		
Additions to property, plant and equipment, investment property and CWIP	(3,155.43)	(3,456.58)
Additions to intangible assets	(11.46)	(20.82)
Sale of property, plant and equipment	32.83	528.54
Sale of investment property	28.00	-
Purchase of non-current investments	(6,069.93)	(13,846.53)
Purchase of current investments	(1,40,900.00)	(1,31,451.88)
Sale of Non-current investments	9,463.77	246.54
Sale of current investments	1,39,307.25	1,42,102.15
Interest received	396.86	911.65
Dividend received	153.09	67.46
Net cash used in Investing Activities	(755.02)	(4,919.47)
C. Cash Flow from Financing Activities:		
Principal payment of lease liabilities	(4.77)	(4.32)
Shares bought back	(3,645.00)	-
Tax on Shares bought back	(849.13)	-
(Increase) / Decrease in earmarked bank balances (net)	(31.19)	429.60
Interest paid	(2,994.00)	(3,721.91)
Dividend paid	(2,742.42)	(2,771.54)
Net cash used in Financing Activities	(10,266.51)	(6,068.17)
Net Increase / (Decrease) in Cash and Cash Equivalents	(4,790.47)	6,728.32
Cash and Cash Equivalents - Beginning of the period	11,835.08	5,094.13
Exchange fluctuation on cash and cash equivalents	(95.03)	12.63
Cash and Cash Equivalents - End of the period	6,949.58	11,835.08
Net Cash and Cash Equivalents	4,790.47	(6,728.32)

Notes:

- 1) Cash flow statement has been prepared under the indirect method as set out in Ind AS - 7 specified under Section 133 of the Companies Act, 2013.
- 2) Previous period figures have been regrouped / rearranged wherever necessary to make them comparable with those of current period.

For Savita Oil Technologies Limited


G. N. Mehra

Chairman and Managing Director
(DIN:00296615)

Mumbai

19th May, 2025


Independent Auditor's Report on Standalone Annual Financial Results of Savita Oil Technologies Limited pursuant to Regulation 33 of the Securities and Exchange Board of India (Listing Obligations and Disclosure Requirements) Regulations, 2015 (as amended)

To
The Board of Directors,
Savita Oil Technologies Limited

Opinion

We have audited the accompanying standalone financial results of **SAVITA OIL TECHNOLOGIES LIMITED** ("the Company"), for the quarter ended March 31, 2025 and the year to date results for the period from April 1, 2024 to March 31, 2025, attached herewith, being submitted by the company pursuant to the requirement of Regulation 33 of the SEBI (Listing Obligations and Disclosure Requirements) Regulations, 2015, as amended ("Listing Regulations").

In our opinion and to the best of our information and according to the explanations given to us, the aforesaid annual financial results:

- a) are presented in accordance with the requirements of Regulation 33 of the SEBI (Listing Obligations and Disclosure Requirements) Regulations, 2015 in this regard; and
- b) give a true and fair view in conformity with the recognition and measurement principles laid down in the applicable accounting standards and other accounting principles generally accepted in India of the net profit and other comprehensive income and other financial information for the quarter ended March 31, 2025 as well as the year to date results for the period from April 1, 2024 to March 31, 2025.

Basis for opinion

We conducted our audit in accordance with the Standards on Auditing (SAs) specified under section 143(10) of the Companies Act, 2013 (the Act). Our responsibilities under those Standards are further described in the Auditor's Responsibilities for the Audit of the Standalone Financial Results section of our report. We are independent of the Company in accordance with the Code of Ethics issued by the Institute of Chartered Accountants of India together with the ethical requirements that are relevant to our audit of the financial results under the provisions of the Companies Act, 2013 and the Rules thereunder, and we have fulfilled our other ethical responsibilities in accordance with these requirements and the Code of Ethics. We believe that the audit evidence we have obtained is sufficient and appropriate to provide a basis for our opinion on the standalone annual financial results.

Management's and Board of Directors' responsibilities for the standalone annual financial results


The Statement has been prepared on the basis of the standalone annual financial statements. The Company's Management and Board of Directors are responsible for the preparation and presentation of these standalone annual financial results that give a true and fair view of the net profit/loss and other comprehensive income and other financial information in accordance with the recognition and measurement principles laid down in Ind AS and other accounting principles generally accepted in India and in compliance with Regulation 33 of the Listing Regulations. This responsibility also includes maintenance of adequate accounting records in accordance with the provisions of the Act for safeguarding of the assets of the Company and for preventing and detecting frauds and other irregularities; selection and application of

Mumbai D-509, Neelkanth Business Park, Nathani Road, Vidyavihar West, Mumbai – 400086.

Phone: +91 22 35123184; Email: chetan.sapre@gdaca.com.

Pune: GDA House, Plot No. 85, Bhusari Colony (Right), Paud Road, Pune – 411 038,

Phone: +91 20 6680 7200; Email – audit@gdaca.com.



appropriate accounting policies; making judgments and estimates that are reasonable and prudent; and the design, implementation and maintenance of adequate internal financial controls that were operating effectively for ensuring accuracy and completeness of the accounting records, relevant to the preparation and presentation of the standalone annual financial results that give a true and fair view and are free from material misstatement, whether due to fraud or error.

In preparing the standalone annual financial results, the Management and the Board of Directors are responsible for assessing the Company's ability to continue as a going concern, disclosing, as applicable, matters related to going concern and using the going concern basis of accounting unless the Board of Directors either intends to liquidate the Company or to cease operations, or has no realistic alternative but to do so.

The Board of Directors is responsible for overseeing the Company's financial reporting process.

Auditor's responsibilities for the Audit of the standalone annual financial results

Our objectives are to obtain reasonable assurance about whether the standalone annual financial results as a whole are free from material misstatement, whether due to fraud or error, and to issue an auditor's report that includes our opinion. Reasonable assurance is a high level of assurance, but is not a guarantee that an audit conducted in accordance with SAs will always detect a material misstatement when it exists. Misstatements can arise from fraud or error and are considered material if, individually or in the aggregate, they could reasonably be expected to influence the economic decisions of users taken on the basis of these standalone annual financial results.

As part of an audit in accordance with SAs, we exercise professional judgment and maintain professional skepticism throughout the audit. We also:

- Identify and assess the risks of material misstatement of the standalone annual financial results, whether due to fraud or error, design and perform audit procedures responsive to those risks, and obtain audit evidence that is sufficient and appropriate to provide a basis for our opinion. The risk of not detecting a material misstatement resulting from fraud is higher than for one resulting from error, as fraud may involve collusion, forgery, intentional omissions, misrepresentations, or the override of internal control.
- Obtain an understanding of internal control relevant to the audit in order to design audit procedures that are appropriate in the circumstances. Under Section 143(3)(i) of the Act, we are also responsible for expressing our opinion through a separate report on the complete set of financial statements on whether the Company has adequate internal financial controls with reference to financial statements in place and the operating effectiveness of such controls.
- Evaluate the appropriateness of accounting policies used and the reasonableness of accounting estimates and related disclosures in the standalone annual financial results made by the Management and Board of Directors.
- Conclude on the appropriateness of the Management and Board of Directors' use of the going concern basis of accounting and, based on the audit evidence obtained, whether a material uncertainty exists related to events or conditions that may cast significant doubt on the appropriateness of this assumption. If we conclude that a material uncertainty exists, we are required to draw attention in our auditor's report to the related disclosures in the standalone annual financial results or, if such

Mumbai D-509, Neelkanth Business Park, Nathani Road, Vidyavihar West, Mumbai – 400086.

Phone: +91 22 35123184; Email: chetan.sapre@gdaca.com.

Pune: GDA House, Plot No. 85, Bhusari Colony (Right), Paud Road, Pune – 411 038,

Phone: +91 20 6680 7200; Email – audit@gdaca.com.

disclosures are inadequate, to modify our opinion. Our conclusions are based on the audit evidence obtained up to the date of our auditor's report. However, future events or conditions may cause the Company to cease to continue as a going concern.

- Evaluate the overall presentation, structure and content of the standalone annual financial results, including the disclosures, and whether the standalone annual financial results represent the underlying transactions and events in a manner that achieves fair presentation.

We communicate with those charged with governance regarding, among other matters, the planned scope and timing of the audit and significant audit findings, including any significant deficiencies in internal control that we identify during our audit.

We also provide those charged with governance with a statement that we have complied with relevant ethical requirements regarding independence, and to communicate with them all relationships and other matters that may reasonably be thought to bear on our independence, and where applicable, related safeguards.

Other Matter

The standalone annual financial results includes the results for the quarter ended March 31, 2025 and March 31, 2024, being the balancing figure between audited figures in respect of full financial year and the published unaudited year to date figures up to the third quarter of the respective financial years i.e. December 31, 2024 and December 31, 2023, which were subjected to limited review by us.

For G D Apte & Co

Chartered Accountants

Firm Registration No: 100515W



Mayuresh V. Zele

Partner

Membership No: 150027

UDIN : 25150027BMOMSG6310

Place : Mumbai

Date : May 19, 2025



SAVITA OIL TECHNOLOGIES LIMITED

CIN - L24100MH1961PLC012066

66/67, Nariman Bhavan, Nariman Point, Mumbai - 400 021

Statement of Audited Consolidated Financial Results for the Quarter and Year ended 31st March, 2025

₹ in lakhs

Particulars	Quarter ended 31.3.2025 (Audited)*	Quarter ended 31.12.2024 (Unaudited)	Quarter ended 31.3.2024 (Audited)*	Year ended 31.3.2025 (Audited)	Year ended 31.3.2024 (Audited)
1 Revenue from operations					
a) Gross Sales / Income from Operations	99,928.71	93,911.43	96,095.04	3,78,675.47	3,70,814.05
b) Other Operating Income	630.67	632.40	1,236.08	2,697.17	3,270.75
Total revenue from operations	1,00,559.38	94,543.83	97,331.12	3,81,372.64	3,74,084.80
2 Other Income	615.07	641.10	2,383.76	4,596.92	7,124.20
3 Total Income	1,01,174.45	95,184.93	99,714.88	3,85,969.56	3,81,209.00
4 Expenses					
a) Cost of materials consumed	79,980.78	78,134.39	81,680.96	3,15,991.36	3,09,623.67
b) Purchases of stock-in- trade	264.86	103.17	68.55	525.12	1,097.39
c) Changes in inventories of finished goods, work-in-progress and stock-in-trade	2,273.40	1,957.71	2,266.54	1,362.39	(1,434.44)
d) Employee benefits expense	2,350.14	2,245.42	2,033.14	9,500.70	8,491.85
e) Finance cost	566.23	705.17	1,009.11	2,788.39	3,778.63
f) Depreciation and amortisation expense	630.25	613.17	670.39	2,420.76	2,315.55
g) Other Expenses	10,868.26	9,915.59	8,090.06	37,809.36	30,961.56
Total Expenses	96,933.92	93,674.62	95,818.75	3,70,398.08	3,54,834.21
5 Profit from operations before exceptional items and tax (3-4)	4,240.53	1,510.31	3,896.13	15,571.48	26,374.79
6 Exceptional Items	-	-	-	-	-
7 Profit from ordinary activities before tax (5+6)	4,240.53	1,510.31	3,896.13	15,571.48	26,374.79
8 Tax expense					
a) Current tax	1,075.39	480.94	566.29	3,796.97	5,815.34
b) Deferred tax	242.95	(91.23)	250.13	582.39	483.07
c) Provision for taxation no longer required	-	(127.38)	-	(127.38)	-
9 Net profit for the period after tax (7-8)	2,922.19	1,247.98	3,079.71	11,319.50	20,076.38
10 Other comprehensive income					
a) Items that will not be reclassified to profit / (loss)	(82.38)	(23.14)	(64.75)	(151.81)	(60.97)
b) Income tax on items that will not be reclassified to profit / (loss)	20.73	5.83	16.29	38.21	15.34
11 Total Comprehensive income (9+10)	2,860.54	1,230.67	3,031.25	11,205.90	20,030.75
12 Paid-up equity share capital (Face value of ₹ 2 each)	1,371.21	1,371.21	1,382.01	1,371.21	1,382.01
13 Reserves excluding Revaluation Reserves as per balance sheet of previous accounting year				1,64,769.81	1,60,789.68
14 Earning per share ₹ (Basic and Diluted)	4.26	1.82	4.46	16.45	29.05



[Handwritten signature]

SAVITA OIL TECHNOLOGIES LIMITED

CIN - L24100MH1961PLC012066

66/67, Nariman Bhavan, Nariman Point, Mumbai - 400 021

Audited Consolidated Segmentwise Revenue, Results, Segment Assets and Segment Liabilities For the Quarter and Year ended 31st March, 2025

₹ in lakhs

	Quarter ended 31.3.2025 (Audited)*	Quarter ended 31.12.2024 (Unaudited)	Quarter ended 31.3.2024 (Audited)*	Year ended 31.3.2025 (Audited)	Year ended 31.3.2024 (Audited)
1 Segment Revenues					
Petroleum Products	1,00,581.60	94,494.57	97,960.47	3,79,355.68	3,72,635.73
Wind Power	371.70	285.18	335.22	2,861.62	3,299.84
Other Unallocated	221.15	405.18	1,419.19	3,752.26	5,273.43
Revenue / Income from Operations	1,01,174.45	95,184.93	99,714.88	3,85,969.56	3,81,209.00
2 Segment Results					
Profit before taxation and Finance Costs for each segment					
Petroleum Products	5,930.17	3,598.57	4,280.95	17,180.44	26,571.00
Wind Power	(0.25)	(127.36)	(40.75)	1,208.67	1,621.96
Total	5,929.92	3,471.21	4,240.20	18,389.11	28,192.96
Less: i) Finance Costs	566.23	705.17	1,008.95	2,788.39	3,778.47
ii) Un-allocable expenditure net off un-allocable income	1,123.16	1,255.73	(664.88)	29.24	(1,960.30)
	1,689.39	1,960.90	344.07	2,817.63	1,818.17
Total Profit before tax	4,240.53	1,510.31	3,896.13	15,571.48	26,374.79
3 Segment Assets					
Petroleum Products	1,86,900.45	1,83,989.33	1,96,317.69	1,86,900.45	1,96,317.69
Wind Power	5,282.41	5,342.82	5,516.91	5,282.41	5,516.91
Unallocated	43,731.84	48,389.33	45,860.89	43,731.84	45,860.89
Total	2,35,914.70	2,37,721.48	2,47,695.49	2,35,914.70	2,47,695.49
4 Segment Liabilities					
Petroleum Products	67,547.82	71,951.02	83,770.32	67,547.82	83,770.32
Wind Power	405.04	457.95	551.41	405.04	551.41
Unallocated	1,820.82	2,032.04	1,202.06	1,820.82	1,202.06
Total	69,773.68	74,441.01	85,523.79	69,773.68	85,523.79

Notes:

- This statement has been prepared in accordance with the Companies (Indian Accounting Standards) Rules, 2015 (as amended) (Ind AS), prescribed under Section 133 of the Companies Act, 2013 and other recognized accounting practices and policies to the extent applicable.
- The format for the above audited consolidated quarterly results is in accordance with SEBI circular CIR/CFD/CMD/15/2015 dated 30th November, 2015 read with circular CIR/CFD/FAC/62/2016 dated 5th July, 2016.
- The Statutory auditor of the company has carried out the audit of consolidated financial results for the quarter and year ended 31st March 2025, pursuant to the requirement of regulation 33 of the SEBI (LODR) Regulation, 2015 (as amended from time to time) and express and unmodified opinion in their audit report.
- The above audited consolidated financial results have been reviewed by the Audit Committee and approved by the Board of Directors at its meeting held on Monday, 19th May, 2025.
- The Board of Directors have recommended dividend @ 200 %, i.e., ₹ 4.00 per Equity Share (face value ₹ 2 each) aggregating to ₹ 2,742.42 lakhs for the year ended 31st March, 2025.
- Savita Greentec Limited (SGL), a wholly owned subsidiary of the Company is yet to commence its business operations.
- * Figures for the last quarters ended 31st March, 2025 and 31st March, 2024 represent the difference between the audited figures in respect of the full financial years and the published figures of nine months ended 31st December, 2024 and 31st December, 2023 respectively.
- Previous quarter's / year's figures have been regrouped / rearranged wherever necessary to conform to those of current quarter / year



Mumbai
19th May, 2025



For Savita Oil Technologies Limited

G. N. Mehra
G. N. Mehra
Chairman and Managing Director
(DIN:00296615)

SAVITA OIL TECHNOLOGIES LIMITED

CIN - L24100MH1961PLC012066

66/67, Nariman Bhavan, Nariman Point, Mumbai - 400 021

Audited Consolidated Statement of Assets and Liabilities as at 31st March, 2025

	₹ in lakhs	
	As at 31.3.2025 (Audited)	As at 31.3.2024 (Audited)
ASSETS		
1. Non-current Assets		
a. Property, Plant and Equipments	25,597.25	24,082.55
b. Capital work-in-progress	1,929.82	2,003.65
c. Investment Property	709.44	756.80
d. Other Intangible assets	85.65	104.52
e. Financial Assets		
(i) Investments	17,567.16	14,870.86
(ii) Loans	30.54	19.35
(iii) Others	77.24	111.24
f. Other non-current assets	348.63	277.86
2. Current Assets		
a. Inventories	79,678.63	84,988.72
b. Financial Assets		
(i) Investments	16,026.82	13,018.82
(ii) Trade receivables	77,779.17	78,381.03
(iii) Cash and cash equivalents	6,967.80	17,285.25
(iv) Bank balances other than (iii) above	410.73	379.54
(v) Loans	40.93	41.77
(vi) Others	443.00	551.92
c. Current Tax Assets (Net)	478.80	3,382.78
d. Other current assets	7,743.09	7,438.83
e. Assets classified as held for sale	-	-
Total Assets	<u>2,35,914.70</u>	<u>2,47,695.49</u>
EQUITY AND LIABILITIES		
Equity		
a. Equity Share Capital	1,371.21	1,382.01
b. Other Equity	1,64,769.81	1,60,789.68
Liabilities		
1. Non-current Liabilities		
a. Financial Liabilities		
(i) Borrowings	-	-
(ii) Lease liabilities	-	2.57
(iii) Other financial liabilities (other than those specified in (b) below, to be specified)	36.80	-
b. Provisions	755.30	802.07
c. Deferred tax liabilities (Net)	1,286.51	704.12
d. Other non-current liabilities	8.97	-
2. Current Liabilities		
a. Financial Liabilities		
(i) Borrowings	-	-
(ii) Lease liabilities	2.58	4.78
(iii) Trade payables		
Total outstanding dues of micro enterprises and small enterprises	2,849.53	2,192.59
Total outstanding dues of creditors other than micro enterprises and small enterprises	57,663.02	73,754.15
(vi) Other financial liabilities (other than those specified in (c) below)	1,515.91	1,448.95
b. Other current liabilities	4,768.33	5,906.95
c. Provisions	514.54	256.25
d. Current Tax Liabilities (Net)	372.19	451.37
Total Equity and Liabilities	<u>2,35,914.70</u>	<u>2,47,695.49</u>

Mumbai
19th May, 2025



For Savita Oil Technologies Limited

G. N. Mehra

G. N. Mehra
Chairman and Managing Director
(DIN:00296615)



SAVITA OIL TECHNOLOGIES LIMITED

CIN - L24100MH1961PLC012066

66/67, Nariman Bhavan, Nariman Point, Mumbai - 400 021

Audited Consolidated Cash Flow Statement for the Year ended 31st March, 2025

₹ in lakhs

	Year ended 31.3.2025 (Audited)	Year ended 31.3.2024 (Audited)
A. Cash Flow from Operating Activities :		
Profit before tax from continuing operations	15,571.48	26,374.79
Adjustments for -		
Depreciation on property, plant and equipment and investment property	2,390.54	2,284.48
Amortisation on intangible assets	30.22	31.03
Finance costs	2,788.39	3,778.63
(Profit) / loss on sale of property, plant and equipment (net)	(30.74)	(519.57)
(Profit) / loss on sale of non-current investments (net)	(2,214.67)	68.47
(Profit) / loss on sale of current investments (net)	(1,114.23)	(1,295.56)
(Gain) / Diminution in the value of non-current investments	781.40	(3,518.82)
(Gain) / Diminution in the value of current investments	(476.83)	(315.30)
Interest income	(244.44)	(441.89)
Dividend income	(153.09)	(67.46)
Bad debts, provision for doubtful debts and advances	(73.52)	204.60
Unrealised exchange loss / (gain) (net)	(152.47)	154.61
Operating profit before working capital changes	17,102.04	26,738.01
Changes in working capital:		
Increase / (Decrease) in trade payables	(15,185.50)	2,415.60
Increase / (Decrease) in long-term provisions	(46.77)	59.01
Increase / (Decrease) in short-term provisions	148.12	76.11
Increase / (Decrease) in other long-term liabilities	65.24	-
Increase / (Decrease) in other current liabilities	(891.07)	1,237.04
(Increase) / Decrease in trade receivables	586.77	(3,412.31)
(Increase) / Decrease in inventories	5,310.09	(2,122.74)
(Increase) / Decrease in long-term loans and advances	104.92	41.62
(Increase) / Decrease in short-term loans and advances	(299.81)	628.42
(Increase) / Decrease in other non-current assets	-	-
(Increase) / Decrease in other current assets	55.85	(1,113.22)
Cash generated from operations	6,949.88	24,547.55
Income tax paid	(806.64)	(7,842.08)
Cash flow before extraordinary items	6,143.24	16,705.47
Extraordinary item -	-	-
Net cash from Operating Activities	6,143.24	16,705.47



[Handwritten signature]

Audited Consolidated Cash Flow Statement for the Year ended 31st March, 2025 (contd.)


₹ in lakhs

	Year ended 31.3.2025 (Audited)	Year ended 31.3.2024 (Audited)
B. Cash Flow from Investing Activities:		
Additions to property, plant and equipment, investment property and CWIP	(3,813.92)	(9,280.50)
Additions to intangible assets	(11.36)	(28.17)
Sale of property, plant and equipment	32.83	528.54
Sale of investment property	28.00	-
Purchase of non-current investments	(11,464.93)	(1,315.71)
Purchase of current investments	(1,45,400.43)	(1,31,451.88)
Sale of Non-current investments	9,462.84	246.54
Sale of current investments	1,44,722.49	1,42,102.15
Interest received	192.23	911.65
Dividend received	153.09	67.46
Net cash used in Investing Activities	(6,099.16)	1,780.08
C. Cash Flow from Financing Activities:		
Principal payment of lease liabilities	(4.77)	(4.32)
Shares bought back	(3,645.00)	-
Tax on Shares bought back	(849.13)	-
(Increase) / Decrease in earmarked bank balances (net)	(31.19)	429.60
Interest paid	(2,994.00)	(3,961.67)
Dividend paid	(2,742.42)	(2,771.54)
Net cash used in Financing Activities	(10,266.51)	(6,307.93)
Net Increase / (Decrease) in Cash and Cash Equivalents	(10,222.43)	12,177.62
Cash and Cash Equivalents - Beginning of the period	17,285.25	5,095.01
Exchange fluctuation on cash and cash equivalents	(95.02)	12.63
Cash and Cash Equivalents - End of the period	6,967.80	17,285.25
Net Cash and Cash Equivalents	10,222.43	(12,177.62)

Notes:

- 1) Cash flow statement has been prepared under the indirect method as set out in Ind AS - 7 specified under Section 133 of the Companies Act, 2013.
- 2) Previous period figures have been regrouped / rearranged wherever necessary to make them comparable with those of current period.

For Savita Oil Technologies Limited



G. N. Mehra

Chairman and Managing Director
(DIN:00296615)

Mumbai
19th May, 2025



Independent Auditors' Report on the Consolidated Annual Financial Results of Savita Oil Technologies Limited pursuant to Regulation 33 of the Securities and Exchange Board of India (Listing Obligations and Disclosure Requirements) Regulations, 2015

To
The Board of Directors,
Savita Oil Technologies Limited

Opinion

We have audited the accompanying consolidated financial results of **SAVITA OIL TECHNOLOGIES LIMITED** (hereinafter referred to as the 'Holding Company') and its subsidiary (Holding Company and its subsidiary together referred to as "the Group"), for the quarter ended March 31, 2025 and the year to date results for the period from April 1, 2024 to March 31, 2025, attached herewith, being submitted by the parent pursuant to the requirements of Regulation 33 of the SEBI (Listing Obligations and Disclosure Requirements) Regulations, 2015, as amended ("Listing Regulations").

In our opinion and to the best of our information and according to the explanations given to us, the aforesaid annual financial results:

- a) Include the annual financial results of its wholly owned subsidiary company Savita Greentec Limited.
- b) Are presented in accordance with the requirements of Regulation 33 of the SEBI (Listing Obligations and Disclosure Requirements) Regulations, 2015 in this regard; and
- c) Give a true and fair view in conformity with the recognition and measurement principles laid down in the applicable accounting standards and other accounting principles generally accepted in India of the net profit and other comprehensive income and other financial information for the quarter ended March 31, 2025 as well as the year-to-date results for the period from April 1, 2024 to March 31, 2025.

Basis for opinion

We conducted our audit in accordance with the Standards on Auditing (SAs) specified under section 143(10) of the Companies Act, 2013 (the Act). Our responsibilities under those Standards are further described in the Auditor's Responsibilities for the Audit of the Consolidated Financial Results section of our report. We are independent of the Group, in accordance with the Code of Ethics issued by the Institute of Chartered Accountants of India together with the ethical requirements that are relevant to our audit of the financial results under the provisions of the Companies Act, 2013 and the Rules thereunder, and we have fulfilled our other ethical responsibilities in accordance with these requirements and the Code of Ethics. We believe that the audit evidence obtained by us, is sufficient and appropriate to provide a basis for our opinion on the consolidated annual financial results.

Management's and Board of Directors' responsibilities for the Consolidated Financial Results

These consolidated financial results have been prepared on the basis of the consolidated annual financial statements. The Holding Company's Management and Board of Directors are responsible for the preparation and presentation of these consolidated financial results that give a true and fair view of the net profit/ loss and other comprehensive income and other financial information of the Group in accordance with the recognition and measurement principles laid down in Indian Accounting Standards prescribed under Section 133 of the Act read with relevant rules issued thereunder and other accounting principles generally accepted in India and in compliance with Regulation 33 of the Listing Regulations. The respective Board of Directors of

the companies included in the Group are responsible for maintenance of adequate accounting records in accordance with the provisions of the Act for safeguarding of the assets of the Group and for preventing and detecting frauds and other irregularities; selection and application of appropriate accounting policies; making judgments and estimates that are reasonable and prudent; and the design, implementation and maintenance of adequate internal financial controls that were operating effectively for ensuring accuracy and completeness of the accounting records, relevant to the preparation and presentation of the consolidated financial results that give a true and fair view and are free from material misstatement, whether due to fraud or error, which have been used for the purpose of preparation of the consolidated financial results by the Directors of the Holding Company, as aforesaid.

In preparing the consolidated financial results, the respective Board of Directors of the companies included in the Group are responsible for assessing the ability of the Group to continue as a going concern, disclosing, as applicable, matters related to going concern and using the going concern basis of accounting unless the respective Board of Directors either intends to liquidate the Company or to cease operations, or has no realistic alternative but to do so.

The respective Board of Directors of the companies included in the Group are responsible for overseeing the financial reporting process of the Group and of its subsidiary.

Auditor's responsibilities for the audit of the Consolidated financial results

Our objectives are to obtain reasonable assurance about whether the consolidated financial results as a whole are free from material misstatement, whether due to fraud or error, and to issue an auditor's report that includes our opinion. Reasonable assurance is a high level of assurance, but is not a guarantee that an audit conducted in accordance with SAs will always detect a material misstatement when it exists. Misstatements can arise from fraud or error and are considered material if, individually or in the aggregate, they could reasonably be expected to influence the economic decisions of users taken on the basis of these consolidated financial results.

As part of an audit in accordance with SAs, we exercise professional judgment and maintain professional skepticism throughout the audit. We also:


- Identify and assess the risks of material misstatement of the consolidated financial results, whether due to fraud or error, design and perform audit procedures responsive to those risks, and obtain audit evidence that is sufficient and appropriate to provide a basis for our opinion. The risk of not detecting a material misstatement resulting from fraud is higher than for one resulting from error, as fraud may involve collusion, forgery, intentional omissions, misrepresentations, or the override of internal control.
- Obtain an understanding of internal control relevant to the audit in order to design audit procedures that are appropriate in the circumstances. Under Section 143(3)(i) of the Act, we are also responsible for expressing our opinion through a separate report on whether the Company has adequate internal financial controls with reference to financial statements in place and the operating effectiveness of such controls.
- Evaluate the appropriateness of accounting policies used and the reasonableness of accounting estimates and related disclosures in the consolidated financial results made by the Board of Directors.
- Conclude on the appropriateness of the Board of Directors' use of the going concern basis of accounting and, based on the audit evidence obtained, whether a material uncertainty exists related to events or

Mumbai: D-509, Neelkanth Business Park, Nathani Road, Vidyavihar West, Mumbai – 400 086.

Phone: +91 22 3512 3184; Email: chetan.sapre@gdaca.com.

Pune: GDA House, Plot No. 85, Bhusari Colony (Right), Paud Road, Pune – 411 038,

Phone: +91 20 66807200; Email – audit@gdaca.com.



conditions that may cast significant doubt on the ability of the Group and its subsidiary to continue as a going concern. If we conclude that a material uncertainty exists, we are required to draw attention in our auditor's report to the related disclosures in the consolidated financial results or, if such disclosures are inadequate, to modify our opinion. Our conclusions are based on the audit evidence obtained up to the date of our auditor's report. However, future events or conditions may cause the Group and its subsidiary, to cease to continue as a going concern.

- Evaluate the overall presentation, structure and content of the consolidated financial results, including the disclosures, and whether the consolidated financial results represent the underlying transactions and events in a manner that achieves fair presentation.

We communicate with those charged with governance of the Holding Company and such other entities included in the consolidated financial results of which we are the independent auditors regarding, among other matters, the planned scope and timing of the audit and significant audit findings, including any significant deficiencies in internal control that we identify during our audit.

We also provide those charged with governance with a statement that we have complied with relevant ethical requirements regarding independence, and to communicate with them all relationships and other matters that may reasonably be thought to bear on our independence, and where applicable, related safeguards.

We also performed procedures in accordance with the circular No CIR/CFD/CMD1/44/2019 issued by the Securities and Exchange Board of India under Regulation 33(8) of the Listing Regulations, to the extent applicable.


Other Matter

The consolidated annual financial results include the results for the quarter ending March 31, 2025 and March 31, 2024 being the balancing figure between the audited figures in respect of the full financial year and the published unaudited year to date figures up to the third quarter of the respective financial years i.e. December 31, 2024 and December 31, 2023, which were subject to limited review by us.

Our opinion on the consolidated financial results is not modified in respect of the above matter.

For G D Apte & Co
Chartered Accountants

Firm Registration No: 100515W



Mayuresh V. Zele
Partner



Membership No: 150027

UDIN : 25150027BMOMSH1102

Place : Mumbai

Date : May 19, 2025