

**Shareholding Pattern under Regulation 31 of SEBI (Listing Obligations and Disclosure Requirements) Regulations, 2015**

1	<b>Name of Listed Entity: Savita Oil Technologies Limited</b>		
2	<b>Scrip Code - BSE: 524667</b>	<b>Scrip Code - NSE: SOTL</b>	<b>Class of Security: Equity</b>
3	<b>Share Holding Pattern Filed under: Reg. 31(1)(b)</b>		
	a. <b>If under 31(1)(b) then indicate the report for Quarter ending 30.09.2022</b>		
	b. <b>If under 31(1)(c) then indicate date of allotment/extinguishment</b>		
4	<b>Declaration: The Listed entity is required to submit the following declaration to the extent of submission of information:-</b>		

	<b>Particulars</b>	<b>Yes*</b>	<b>No*</b>
1	Whether the Listed Entity has issued any partly paid up shares?		No
2	Whether the Listed Entity has issued any Convertible Securities or Warrants?		No
3	Whether the Listed Entity has any shares against which depository receipts are issued?		No
4	Whether the Listed Entity has any shares in locked-in?		No
5	Whether any shares held by promoters are pledge or otherwise encumbered?		No
6	Whether company has equity shares with differential voting rights?		No
7	Whether the listed entity has any significant beneficial owner?	Yes	

\* If the Listed Entity selects the option 'No' for the questions above, the columns for the partly paid up shares, Outstanding Convertible Securities/Warrants, depository receipts, locked-in shares, No of shares pledged or otherwise encumbered by promoters, as applicable, shall not be displayed at the time of dissemination on the Stock Exchange website. Also wherever there is 'No' declared by Listed Entity in above table the values will be considered as 'Zero' by default on submission of the format of holding of specified securities.

For Savita Oil Technologies Limited


  
 Company Secretary  
 & Executive VP - Legal

Table I - Summary Statement holding of specified securities

Category	Category of shareholder	No. of shareholders	No. of fully paid up equity shares held	No. of Partly paid-up equity shares held	No. of shares underlying Depository Receipts	Total nos. shares held	Shareholding as a % of total no. of shares (calculated as per SCRR, 1957)	Number of Voting Rights held in each class of securities				No. of Shares Underlying Outstanding convertible securities (including Warrants)	Shareholding, as a % assuming full conversion of convertible securities (as a percentage of diluted share)	Number of Locked in shares		Number of Shares pledged or otherwise encumbered		Number of equity shares held in dematerialised form
								No. of Voting Rights			Total as a % of (A+B+C)			No. (a)	As a % of total Shares held (b)	No. (a)	As a % of total Shares held (b)	
								Class eg: X	Class eg: y	Total								
(I)	(II)	(III)	(IV)	(V)	(VI)	(VII) = (IV)+(V)+ (VI)	(VIII)As a % of (A+B+C2)	(IX)				(X)	(XI)= (VII)+(X) As a % of (A+B+C2)	(XII)		(XIII)		(XIV)
(A)	Promoter & Promoter Group	19	4,96,19,930	0	0	4,96,19,930	71.81	4,96,19,930	-	4,96,19,930	71.81	-	71.81	0	0	-	-	4,96,19,930
(B)	Public	27214	1,94,80,485	0	0	1,94,80,485	28.19	1,94,80,485	-	1,94,80,485	28.19	-	28.19	0	0	NA	NA	1,89,05,915
(C)	Non Promoter - Non Public	0	-	0	0	-	-	-	-	-	-	-	-	0	0	NA	NA	-
(C1)	Shares Underlying DRs	0	-	0	0	-	-	-	-	-	-	-	-	0	0	NA	NA	-
(C2)	Shares Held By Employee Trust	0	-	0	0	-	-	-	-	-	-	-	-	0	0	NA	NA	-
	Total	27233	6,91,00,415	0	0	6,91,00,415	100.00	6,91,00,415	-	6,91,00,415	100.00	-	100.00	0	0	-	-	6,85,25,845

For Savita Oil Technologies Limited


Company Secretary  
& Executive VP - Legal


Table II - Statement showing shareholding pattern of the Promoter and Promoter Group

	Category & Name of the shareholders	PAN	Nos. of shareholders	No. of fully paid up equity shares held	Partly paid-up equity shares held	No. of shares underlying Depository Receipts	Total nos. shares held	Shareholding % calculated as per SCRR, 1957 As a % of (A+B+C2)	Number of Voting Rights held in each class of securities			No. of Shares Underlying Outstanding convertible securities (including Warrants)	Shareholding as a % assuming full conversion of convertible securities (as a percentage of diluted share capital)	Number of Locked in shares		Number of Shares pledged or otherwise encumbered		Number of equity shares held in dematerialised form	
									No of Voting Rights		Total as a % of (A+B+C)			No. (a)	As a % of total Shares held (b)	No. (a)	As a % of total Shares held (b)		
									Class eg: X	Class eg: y									Total
	(I)	(II)	(III)	(IV)	(V)	(VI)	(VII) = (IV)+(V)+ (VI)	(VIII) As a % of (A+B+C2)	(IX)			(X)	(XI)= (VII)+(X) As a % of (A+B+C2)	(XII)		(XIII)		(XIV)	
<b>A 1</b>	<b>Indian</b>																		
<b>(a)</b>	<b>Individuals/Hindu Undivided Family</b>		<b>13</b>	<b>4,52,80,455</b>	<b>0</b>	<b>0</b>	<b>4,52,80,455</b>	<b>65.53</b>	<b>4,52,80,455</b>	<b>-</b>	<b>4,52,80,455</b>	<b>65.53</b>	<b>0</b>	<b>65.53</b>	<b>0</b>	<b>0</b>	<b>0</b>	<b>0</b>	<b>4,52,80,455</b>
	GAUTAM N MEHRA	AAFPM1054R	1	3,64,155	0	0	3,64,155	0.53	3,64,155	0	3,64,155	0.53	0	0.53	0	0	0	0	3,64,155
	GAUTAM N MEHRA (on behalf of Mehra Syndicate, AOP)	AAAAM2792C	1	4,33,83,855	0	0	4,33,83,855	62.78	4,33,83,855	0	4,33,83,855	62.78	0	62.78	0	0	0	0	4,33,83,855
	GAUTAM N MEHRA (as Trustee of Siddharth Mehra Trust)	AAITS3968F	1	3,33,330	0	0	3,33,330	0.48	3,33,330	0	3,33,330	0.48	0	0.48	0	0	0	0	3,33,330
	GAUTAM N MEHRA (as Trustee of Simran Family Trust)	AAITS3971L	1	83,120	0	0	83,120	0.12	83,120	0	83,120	0.12	0	0.12	0	0	0	0	83,120
	GAUTAM N MEHRA (as Trustee of Lord Krishna)	AAAJL1528Q	1	1,54,770	0	0	1,54,770	0.22	1,54,770	0	1,54,770	0.22	0	0.22	0	0	0	0	1,54,770
	GAUTAM N MEHRA (as Trustee of NKM Grand Children Trust)	AAATN2331D	1	5,830	0	0	5,830	0.01	5,830	0	5,830	0.01	0	0.01	0	0	0	0	5,830
	GAUTAM N MEHRA (Karta of G.N.Mehra HUF)	AACHG4936K	1	4,24,160	0	0	4,24,160	0.61	4,24,160	0	4,24,160	0.61	0	0.61	0	0	0	0	4,24,160
	GAUTAM N MEHRA (Karta of N.K.Mehra HUF)	AACHN3895A	1	1,66,665	0	0	1,66,665	0.24	1,66,665	0	1,66,665	0.24	0	0.24	0	0	0	0	1,66,665
	RESHMA GAUTAM MEHRA	AAFPM4136L	1	1,67,080	0	0	1,67,080	0.24	1,67,080	0	1,67,080	0.24	0	0.24	0	0	0	0	1,67,080
	SIMRAN G MEHRA	AUHPM4361M	1	1,52,500	0	0	1,52,500	0.22	1,52,500	0	1,52,500	0.22	0	0.22	0	0	0	0	1,52,500
	SIDDHARTH MEHRA	AVNPM2686A	1	2,915	0	0	2,915	0.00	2,915	0	2,915	0.00	0	0.00	0	0	0	0	2,915
	RITU SATSANGI	AAOPS2706F	1	38,745	0	0	38,745	0.06	38,745	0	38,745	0.06	0	0.06	0	0	0	0	38,745
	ATUL GURPARSHAD SATSANGI	AAZPS4448M	1	3,330	0	0	3,330	0.00	3,330	0	3,330	0.00	0	0.00	0	0	0	0	3,330
<b>(b)</b>	<b>Central Government/State Government(s)</b>		<b>0</b>	<b>0</b>	<b>0</b>	<b>0</b>	<b>0</b>	<b>0.00</b>	<b>0.00</b>	<b>0</b>	<b>0.00</b>	<b>0.00</b>	<b>0</b>	<b>0.00</b>	<b>0</b>	<b>0</b>	<b>0</b>	<b>0</b>	<b>0</b>
<b>(c)</b>	<b>Financial Institutions/Banks</b>		<b>0</b>	<b>0</b>	<b>0</b>	<b>0</b>	<b>0</b>	<b>0.00</b>	<b>0.00</b>	<b>0</b>	<b>0.00</b>	<b>0.00</b>	<b>0</b>	<b>0.00</b>	<b>0</b>	<b>0</b>	<b>0</b>	<b>0</b>	<b>0</b>
<b>(d)</b>	<b>Any Other (Specify)</b>																		
<b>1)</b>	<b>Bodies Corporate</b>		<b>6</b>	<b>43,39,475</b>	<b>0</b>	<b>0</b>	<b>43,39,475</b>	<b>6.28</b>	<b>43,39,475</b>	<b>0</b>	<b>43,39,475</b>	<b>6.28</b>	<b>0</b>	<b>6.28</b>	<b>0</b>	<b>0</b>	<b>0</b>	<b>0</b>	<b>43,39,475</b>
	Khatri Investments Private Ltd	AAACK2272P	1	21,38,055	0	0	21,38,055	3.09	21,38,055	0	21,38,055	3.09	0	3.09	0	0	0	0	21,38,055
	Mansukhmal Investments Pvt Ltd	AAACM4071E	1	20,50,000	0	0	20,50,000	2.97	20,50,000	0	20,50,000	2.97	0	2.97	0	0	0	0	20,50,000
	Kurla Investment and Trading Company Private Ltd	AAACK2273N	1	68,330	0	0	68,330	0.10	68,330	0	68,330	0.10	0	0.10	0	0	0	0	68,330
	Naved Investment And Trading Company Private Limited	AAACN1810C	1	47,260	0	0	47,260	0.07	47,260	0	47,260	0.07	0	0.07	0	0	0	0	47,260
	Basant Lok Trading Company	AAACB2498N	1	30,830	0	0	30,830	0.04	30,830	0	30,830	0.04	0	0.04	0	0	0	0	30,830
	Chemi Pharmex Private Ltd	AAACC2225J	1	5,000	0	0	5,000	0.01	5,000	0	5,000	0.01	0	0.01	0	0	0	0	5,000
	<b>Sub Total (A)(1)</b>		<b>19</b>	<b>4,96,19,930</b>	<b>0</b>	<b>0</b>	<b>4,96,19,930</b>	<b>71.81</b>	<b>4,96,19,930</b>	<b>0</b>	<b>4,96,19,930</b>	<b>71.81</b>	<b>0</b>	<b>71.81</b>	<b>0</b>	<b>0</b>	<b>0</b>	<b>0</b>	<b>4,96,19,930</b>
<b>2</b>	<b>Foreign</b>																		
<b>(a)</b>	<b>Individuals (Non-Resident Individuals/ Foreign Individuals)</b>		<b>0</b>	<b>0</b>	<b>0</b>	<b>0</b>	<b>0</b>	<b>0.00</b>	<b>0</b>	<b>0</b>	<b>0</b>	<b>0.00</b>	<b>0</b>	<b>0.00</b>	<b>0</b>	<b>0</b>	<b>0</b>	<b>0</b>	<b>0</b>
<b>(b)</b>	<b>Government</b>		<b>0</b>	<b>0</b>	<b>0</b>	<b>0</b>	<b>0</b>	<b>0.00</b>	<b>0</b>	<b>0</b>	<b>0</b>	<b>0.00</b>	<b>0</b>	<b>0.00</b>	<b>0</b>	<b>0</b>	<b>0</b>	<b>0</b>	<b>0</b>
<b>(c)</b>	<b>Institutions</b>		<b>0</b>	<b>0</b>	<b>0</b>	<b>0</b>	<b>0</b>	<b>0.00</b>	<b>0</b>	<b>0</b>	<b>0</b>	<b>0.00</b>	<b>0</b>	<b>0.00</b>	<b>0</b>	<b>0</b>	<b>0</b>	<b>0</b>	<b>0</b>
<b>(d)</b>	<b>Foreign Portfolio Investor</b>		<b>0</b>	<b>0</b>	<b>0</b>	<b>0</b>	<b>0</b>	<b>0.00</b>	<b>0</b>	<b>0</b>	<b>0</b>	<b>0.00</b>	<b>0</b>	<b>0.00</b>	<b>0</b>	<b>0</b>	<b>0</b>	<b>0</b>	<b>0</b>
<b>(e)</b>	<b>Any Other (Specify)</b>		<b>0</b>	<b>0</b>	<b>0</b>	<b>0</b>	<b>0</b>	<b>0.00</b>	<b>0</b>	<b>0</b>	<b>0</b>	<b>0.00</b>	<b>0</b>	<b>0.00</b>	<b>0</b>	<b>0</b>	<b>0</b>	<b>0</b>	<b>0</b>
	<b>Sub Total (A)(2)</b>		<b>0</b>	<b>0</b>	<b>0</b>	<b>0</b>	<b>0</b>	<b>0.00</b>	<b>0</b>	<b>0</b>	<b>0</b>	<b>0.00</b>	<b>0</b>	<b>0.00</b>	<b>0</b>	<b>0</b>	<b>0</b>	<b>0</b>	<b>0</b>
	<b>Total Shareholding Of Promoter And Promoter Group (A)= (A)(1)+(A)(2)</b>		<b>19</b>	<b>4,96,19,930</b>	<b>-</b>	<b>-</b>	<b>4,96,19,930</b>	<b>71.81</b>	<b>4,96,19,930</b>	<b>-</b>	<b>4,96,19,930</b>	<b>71.81</b>	<b>0</b>	<b>71.81</b>	<b>0</b>	<b>0</b>	<b>0</b>	<b>0</b>	<b>4,96,19,930</b>

For Savita Oil Technologies Limited

  
 Company Secretary  
 & Executive VP - Legal

	Category & Name of the shareholders	PAN	Nos. of shareholders	No. of fully paid up equity shares held	Partly paid-up equity shares held	No. of shares underlying Depository Receipts	Total nos. shares held	Shareholding % calculated as per SCRR, 1957 As a % of (A+B+C2)	Number of Voting Rights held in each class of securities			No. of Shares Underlying Outstanding convertible securities (including Warrants)	Shareholding as a % assuming full conversion of convertible securities (as a percentage of diluted share capital)	Number of Locked in shares		Number of Shares pledged or otherwise encumbered		Number of equity shares held in dematerialised form	
									No of Voting Rights					Total as a % of (A+B+C)	No. (a)	As a % of total Shares held (b)	No. (a)		As a % of total Shares held(b)
									Class eg: X	Class eg: y	Total								
	(I)	(II)	(III)	(IV)	(V)	(VI)	(VII) = (IV)+(V)+ (VI)	(VIII) As a % of (A+B+C2)	(IX)			(X)	(XI)= (VII)+(X) As a % of (A+B+C2)	(XII)		(XIII)		(XIV)	
<b>B 1</b>	<b>Institutions (Domestic)</b>																		
(a)	Mutual Fund		1	51,10,935	0	0	51,10,935	7.40	51,10,935	0	51,10,935	7.40	0	7.40	0	0	NA	NA	51,10,935
	Hdfc Trustee Company Ltd. A/C Hdfc Balanced Advantage Fund	AAATH1809A	1	51,10,935	0	0	51,10,935	7.40	51,10,935	0	51,10,935	7.40	0	7.40	0	0	NA	NA	51,10,935
(b)	Venture Capital Funds		0	0	0	0	0	-	0	0	0	-	0	0.00	0	0	NA	NA	0
(c)	Alternate Investment Funds		0	0	0	0	0	-	0	0	0	-	0	0.00	0	0	NA	NA	0
(d)	Banks		0	0	0	0	0	-	0	0	0	-	0	0.00	0	0	NA	NA	0
(e)	Insurance Companies		0	0	0	0	0	-	0	0	0	-	0	0.00	0	0	NA	NA	0
(f)	Provident Funds/Pension Funds		0	0	0	0	0	-	0	0	0	-	0	0.00	0	0	NA	NA	0
(g)	Asset Reconstruction Companies		0	0	0	0	0	-	0	0	0	-	0	0.00	0	0	NA	NA	0
(h)	Sovereign Wealth Funds		0	0	0	0	0	-	0	0	0	-	0	0.00	0	0	NA	NA	0
(i)	NBFCs registered with RBI		0	0	0	0	0	-	0	0	0	-	0	0.00	0	0	NA	NA	0
(j)	Other Financial Institutions		0	0	0	0	0	-	0	0	0	-	0	0.00	0	0	NA	NA	0
(k)	Any Other (Specify)		0	0	0	0	0	-	0	0	0	-	0	0.00	0	0	NA	NA	0
	Sub Total (B)(1)		1	51,10,935	0	0	51,10,935	7.40	51,10,935	0	51,10,935	7.40	0	7.40	0	0	NA	NA	51,10,935
<b>2</b>	<b>Institutions (Foreign)</b>																		
(a)	Foreign Direct Investment		0	0	0	0	0	-	0	0	0	-	0	0.00	0	0	NA	NA	0
(b)	Foreign Venture Capital Investors		0	0	0	0	0	-	0	0	0	-	0	0.00	0	0	NA	NA	0
(c)	Sovereign Wealth Funds		0	0	0	0	0	-	0	0	0	-	0	0.00	0	0	NA	NA	0
(d)	Foreign Portfolio Investors Category I		55	12,28,056	0	0	12,28,056	1.78	12,28,056	0	12,28,056	1.78	0	1.78	0	0	NA	NA	12,28,056
(e)	Foreign Portfolio Investors Category II		0	0	0	0	0	-	0	0	0	-	0	0.00	0	0	NA	NA	0
(f)	Overseas Depositories(holding DRs) (balancing figure)		0	0	0	0	0	-	0	0	0	-	0	0.00	0	0	NA	NA	0
(g)	Any Other (Specify)		0	0	0	0	0	-	0	0	0	-	0	0.00	0	0	NA	NA	0
	Sub Total (B)(2)		55	12,28,056	0	0	12,28,056	1.78	12,28,056	0	12,28,056	1.78	0	1.78	0	0	NA	NA	12,28,056
<b>3</b>	<b>Central Government/State Government(s)</b>		0	0	0	0	0	-	0	0	0	-	0	0.00	0	0	NA	NA	0
(a)	Central Government/President of India		0	0	0	0	0	-	0	0	0	-	0	0.00	0	0	NA	NA	0
(b)	State Government/Governor		0	0	0	0	0	-	0	0	0	-	0	0.00	0	0	NA	NA	0
(c)	Shareholding by Companies or Bodies Corporate where Central/State Government is a promoter		0	0	0	0	0	-	0	0	0	-	0	0.00	0	0	NA	NA	0
	Sub Total (B)(3)		0	0	0	0	0	-	0	0	0	-	0	0.00	0	0	NA	NA	0
<b>4</b>	<b>Non-Institutions</b>																		
(a)	Associate Companies/Subsidiaries		0	0	0	0	0	-	0	0	0	-	0	0.00	0	0	NA	NA	0
(b)	Directors and their relatives (excluding Independent Directors and nominee Directors)		1	85	0	0	85	0.00	85	0	85	0.00	0	0.00	0	0	NA	NA	85
(c)	Key Managerial Personnel		0	0	0	0	0	-	0	0	0	-	0	0.00	0	0	NA	NA	0
(d)	Relatives of promoters (other than 'immediate relatives' of promoters disclosed under 'Promoter and Promoter Group' category)		0	0	0	0	0	-	0	0	0	-	0	0.00	0	0	NA	NA	0

For Savita Oil Technologies Limited

 Company Secretary  
& Executive VP - Legal

(e)	Trusts where any person belonging to 'Promoter and Promoter Group' category is 'trustee', 'beneficiary', or 'author of the trust'	0	0	0	0	0	-	0	0	0	-	0	0.00	0	0	0	NA	NA	0
(f)	Investor Education and Protection Fund (IEPF)	1	2,40,295	0	0	2,40,295	0.35	2,40,295	0	2,40,295	0.35	0	0.00	0	0	0	NA	NA	2,40,295
(g)	Resident Individual holding nominal share capital up to Rs. 2 lakhs	25,791	94,93,168	0	0	94,93,168	13.74	94,93,168	0	94,93,168	13.74	0	13.74	0	0	0	NA	NA	89,21,098
(h)	Resident Individual holding nominal share capital in excess of Rs. 2 lakhs	3	6,74,845	0	0	6,74,845	0.98	6,74,845	0	6,74,845	0.98	0	0.98	0	0	0	NA	NA	6,74,845
(i)	Non Resident Indians (NRIs)	457	3,17,932	0	0	3,17,932	0.46	3,17,932	0	3,17,932	0.46	0	0.46	0	0	0	NA	NA	3,17,932
(j)	Foreign Nationals	0	0	0	0	0	-	0	0	0	-	0	0.00	0	0	0	NA	NA	0
(k)	Foreign Companies	0	0	0	0	0	-	0	0	0	-	0	0.00	0	0	0	NA	NA	0
(l)	Bodies Corporate	178	18,96,294	0	0	18,96,294	2.74	18,96,294	0	18,96,294	2.74	0	2.74	0	0	0	NA	NA	18,95,464
(m)	Any Other (Specify)	727	518875	0	0	518875	0.75	518875	0	518875	0.75	0	0.75	0	0	0	NA	NA	517205
	Body Corporate-Ltd Liability Partnership	13	17,341	0	0	17,341	0.03	17,341	0	17,341	0.03	0	0.03	0	0	0	NA	NA	17,341
	Hindu Undivided Family	671	3,99,181	0	0	3,99,181	0.58	3,99,181	0	3,99,181	0.58	0	0.58	0	0	0	NA	NA	3,97,511
	Clearing Members	43	1,02,353	0	0	1,02,353	0.15	1,02,353	0	1,02,353	0.15	0	0.15	0	0	0	NA	NA	1,02,353
	Sub Total (B)(4)	27,158	1,31,41,494	0	0	1,31,41,494	19.02	1,31,41,494	0	1,31,41,494	19.02	0	19.02	0	0	0	NA	NA	1,25,66,924
	Total Public Shareholding (B)= (B)(1)+(B)(2)+(B)(3)+(B)(4)	27,214	1,94,80,485	0	0	1,94,80,485	28.19	1,94,80,485	0	1,94,80,485	28.19	0	28.19	0	0	0	NA	NA	1,89,05,915

For Savita Oil Technologies Limited



Company Secretary  
& Executive VP - Legal



Category & Name of the shareholders	PAN	Nos. of shareholders	No. of fully paid up equity shares held	Partly paid-up equity shares held	No. of shares underlying Depository Receipts	Total nos. shares held	Shareholding % calculated as per SCRR, 1957 As a % of (A+B+C2)	Number of Voting Rights held in each class of securities			No. of Shares Underlying Outstanding convertible securities (including Warrants)	Shareholding, as a % assuming full conversion of convertible securities (as a percentage of diluted share capital)	Number of Locked in shares		Number of Shares pledged or otherwise encumbered		Number of equity shares held in dematerialised form	
								No of Voting Rights					Total as a % of (A+B+C)	No. (a)	As a % of total Shares held(b)	No. (a)		As a % of total Shares held(b)
								Class eg: X	Class eg: y	Total								
(I)	(II)	(III)	(IV)	(V)	(VI)	(VII) = (IV)+(V)+ (VI)	(VIII) As a % of (A+B+C2)	(IX)			(X)	(XI)= (VII)+(X) As a % of (A+B+C2)	(XII)		(XIII)		(XIV)	
1 Custodian/DR Holder		0	0	0	0	0	0.0	0	0	0	0.00	0.00	0.00	0.00	NA	NA	0	
2 Employee Benefit Trust/Employee Welfare Trust under SEBI (Share Based Employee Benefits and Sweat Equity) Regulations, 2021		0	0	0	0	0	0.0	0	0	0	0.00	0.00	0.00	0.00	NA	NA	0	
Total Non-Promoter-Non Public Shareholding (C)= (C)(1)+(C)(2)		0	0	0	0	0	0.0	0	0	0	0.00	0.00	0.00	0.00	NA	NA	0	

For Savita Oil Technologies Limited




  
 Company Secretary  
 & Executive VP - Legal  


Table V - Statement showing details of Significant Beneficial Owners (SBOs)												
Sr. No.	Details of significant beneficial owner (I)			Details of registered owner (II)			Details of holding/exercise of right of the SBO in the reporting company, whether direct or indirect (III)					Date of creation/acquisition of significant beneficial interest
	Name	PAN	Nationality	Name	PAN	Nationality	Whether by virtue of:					
							Number of Shares	Voting Rights	Right on distributable dividend or any other distribution	Exercise of control	Exercise of Significant influence	
1	GAUTAM MEHRA	AAFPM1054R	Indian	GAUTAM N MEHRA (on behalf of Mehra Syndicate, AOP)	AAAAM2792C	Indian	4,33,83,855	4,33,83,855	-	Yes	Yes	28-03-2011
2	SIDDHARTH MEHRA	AVNPM2686A	Indian	GAUTAM N MEHRA (as Trustee of Siddharth Mehra Trust)	AAITS3968F	Indian	3,33,330	3,33,330	-	Yes	Yes	28-02-2007
3	SIMRAN MEHRA	AUHPM4361M	Indian	GAUTAM N MEHRA (as Trustee of Simran Family Trust)	AAITS3971L	Indian	83,120	83,120	-	Yes	Yes	28-02-2007
4	GAUTAM MEHRA	AAFPM1054R	Indian	GAUTAM N MEHRA (as Trustee of Lord Krishna)	AAAJL1528Q	Indian	1,54,770	1,54,770	-	Yes	Yes	28-02-2007
5	GAUTAM MEHRA	AAFPM1054R	Indian	GAUTAM N MEHRA (as Trustee of NKM Grand Children Trust)	AAATN2331D	Indian	5,830	5,830	-	Yes	Yes	28-02-2007
6	GAUTAM MEHRA	AAFPM1054R	Indian	GAUTAM N MEHRA (Karta of G.N.Mehra HUF)	AACHG4936K	Indian	4,24,160	4,24,160	-	Yes	Yes	28-02-2007
7	GAUTAM MEHRA	AAFPM1054R	Indian	GAUTAM N MEHRA (Karta of N.K.Mehra HUF)	AACHN3895A	Indian	1,66,665	1,66,665	-	Yes	Yes	28-02-2007

For Savita Oil Technologies Limited

  
 Company Secretary  
 & Executive VP - Legal  


<b>Savita Oil Technologies Limited</b>		
<b>Table VI - Statement showing foreign ownership limits</b>		
<b>Particulars</b>	<b>Approved limits (%)</b>	<b>Limits utilized (%)</b>
As on shareholding date	100	2.07
As on the end of previous 1st quarter	100	1.97
As on the end of previous 2nd quarter	100	1.59
As on the end of previous 3rd quarter	100	2.16
As on the end of previous 4th quarter	100	1.93

For Savita Oil Technologies Limited

  
 Company Secretary  
 & Executive VP - Legal  
